


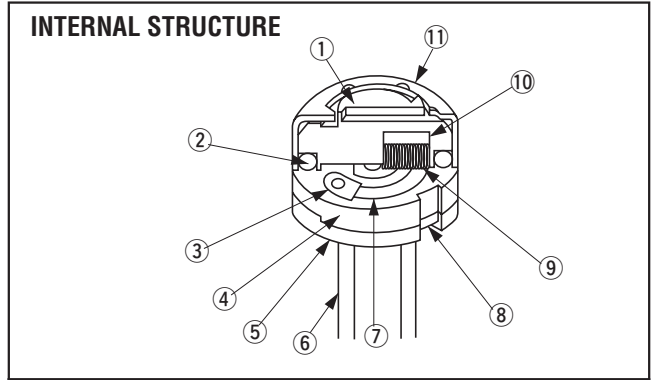
## SINGLE TURN CERMET TRIMMERS

# RJ-4



### FEATURES

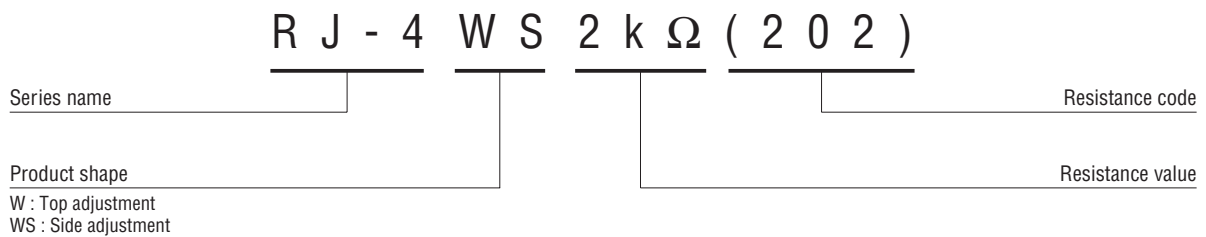
- Compact with power rating of 0.5 W
- Precious metal alloy wiper



Part name	Material	Flammability
① Rotor	Polybutyleneterephthalate	UL-94HB
② "O" ring	Silicone rubber	
③ Electrode	Ag-Pd cermet	—
④ Base element	Ceramic	
⑤ Base	Polyphenylenesulphide	UL-94V-0
⑥ Terminal pin	Copper, Solder-plated	—
⑦ Resistive element	RuO <sub>2</sub> cermet	
⑧ Adhesive	Epoxy	
⑨ Wiper	Multi metal alloy	
⑩ Rubber cushion	Silicone rubber	
⑪ Cover	Stainless steel	

CFCs, Halon, Carbon tetrachloride and designated bromic flame retardant PBBOs and PBBs are not used in our products.

### PART NUMBER DESIGNATION



\* Please refer to the LIST OF PART NUMBERS when placing orders.

## LIST OF PART NUMBERS

Adjustment position	Form of packaging	Pieces in package
	Vinyl bag	
Top adjustment	RJ-4W	50 pcs./pack
Side adjustment	RJ-4WS	

## <Nominal resistance values>

↻ 10 Ω	↻ 20 Ω	50 Ω	100 Ω	200 Ω	500 Ω	1 kΩ	2 kΩ	5 kΩ
10 kΩ	20 kΩ	50 kΩ	100 kΩ	200 kΩ	500 kΩ	1 MΩ	2 MΩ	

Fig. 1

\* The above part numbers are all available with the respective combination of <Nominal resistance values> (Fig. 1).

\* Verify the above part numbers when placing orders.

The products indicated by ↻ mark are manufactured upon receipt of order basis.

## ELECTRICAL CHARACTERISTICS

Nominal resistance range	10 Ω ~ 2 MΩ
Nominal resistance tolerance	± 10 %
Power ratings	0.5 W (70 °C) 0 W (120 °C)
Resistance law	Linear law (B)
Maximum input voltage	DC200 V or power rating, whichever is smaller
Maximum wiper current	100 mA or power rating, whichever is smaller
Effective electrical angle	200 ° (1 turn)
End resistance	1 % or 2 Ω, whichever is greater
C.R.V.	1 % or 3 Ω, whichever is greater
Operating temp. range	-55 ~ 120 °C
Temp. coefficient	10 Ω ~ 50 Ω : ± 250 10 <sup>-6</sup> /°C maximum 100 Ω ~ 2 MΩ : ± 100 10 <sup>-6</sup> /°C maximum
Insulation resistance	1000 MΩ minimum (DC500 V)
Dielectric strength	AC500 V, 60 s
Net weight	Approx. 0.26 g (RJ-4W) Approx. 0.35 g (RJ-4WS)

## MECHANICAL CHARACTERISTICS

Mechanical angle	230 ° (1 turn)
Operating torque	15 mN·m {153 gf·cm} maximum
Stop strength	45 mN·m {459 gf·cm} minimum
Rotational life	200 cycles 10 Ω ~ 200 Ω [ΔR/R ≤ ± (0.5 Ω + 3 %)] 500 Ω ~ 2 MΩ [ΔR/R ≤ ± (0.5 Ω + 2 %)]
Terminal strength	10 N {1.02 kgf} minimum (Tensile strength)
Thrust to rotor	10 N {1.02 kgf} minimum
Solderability	235 °C, 2 s

{ } : Reference only

## ENVIRONMENTAL CHARACTERISTICS

Test item	Test conditions	Specifications
Thermal shock	-65 ~ 125 °C (0.5 h), 5 cycles	[ΔR/R ≤ 1 %] [S.S. ≤ 1 %]
Humidity	-10 ~ 65 °C (Relative humidity 80 ~ 98 %), 10 cycles, 240 h	[ΔR/R ≤ 1 %]
Shock	981 m/s <sup>2</sup> , 6 ms 6 directions for 3 times each	[ΔR/R ≤ 1 %] [S.S. ≤ 1 %]
Vibration	Amplitude 1.52 mm or Acceleration 196 m/s <sup>2</sup> , 10 ~ 2000 Hz, 3 directions, 12 times each	[ΔR/R ≤ 1 %] [S.S. ≤ 1 %]
Load life	70 °C, 0.5 W 1000 h	[ΔR/R ≤ 3 %] [S.S. ≤ 1 %]
Low temp. operation	-55 °C, 2 h	[ΔR/R ≤ 2 %] [S.S. ≤ 2 %]
High temp. exposure	120 °C, 250 h	[ΔR/R ≤ 3 %] [S.S. ≤ 2 %]
Immersion seal	85 °C, 60 s	No leaks (No continuous bubbles)
Soldering heat	350 °C, 3 s	[ΔR/R ≤ 1 %]

ΔR/R : Change in total resistance  
S.S. : Setting stability

## MAXIMUM INPUT RATINGS

Nominal resistance values ( $\Omega$ )	Resistance code	Maximum input voltage (V)	Maximum wiper current (mA)
↻ 10 ↻ 20 50 100 200 500	100 200 500 101 201 501	1.00 2.00 5.00 7.07 10.0 15.8	100 100 100 70.7 50.0 31.6
1 k 2 k 5 k 10 k 20 k 50 k	102 202 502 103 203 503	22.4 31.6 50.0 70.7 100 158	22.4 15.8 10.0 7.07 5.00 3.16
100 k 200 k 500 k 1 M 2 M	104 204 504 105 205	200 200 200 200 200	2.00 1.00 0.40 0.20 0.10

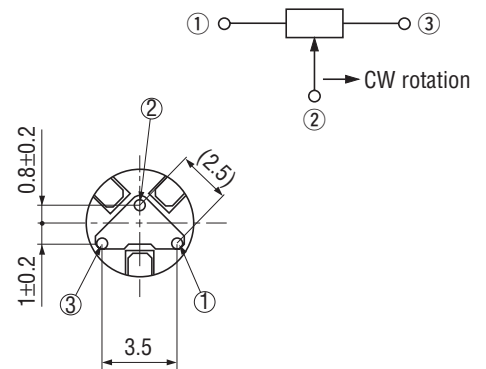
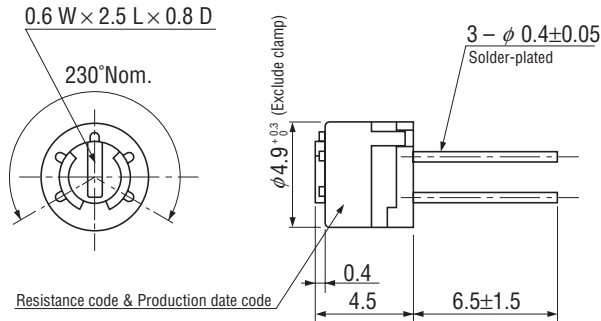
The products indicated by ↻ mark are manufactured upon receipt of order basis.

## OUTLINE DIMENSIONS

Unless otherwise specified, tolerance :  $\pm 0.3$  (Unit : mm)

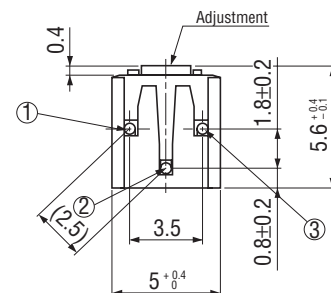
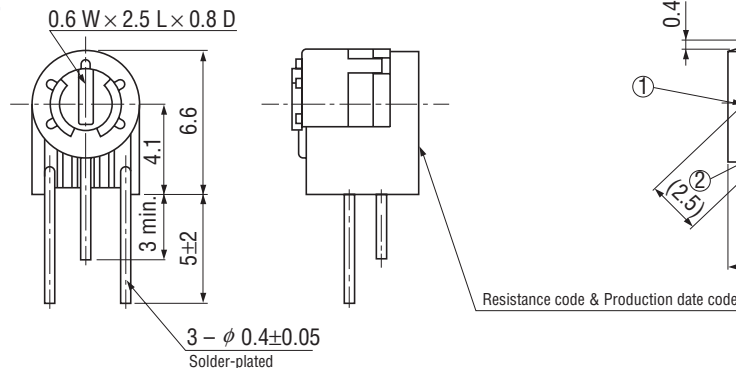
### RJ-4W

#### Top adjustment



### RJ-4WS

#### Side adjustment



## PACKAGING SPECIFICATIONS

### <Vinyl bag packaging specifications>

- Unit of bulk in vinyl bag packaging is 50 pcs. per pack.
- Boxing of bulk in vinyl bags is performed with 200 pcs. per box.