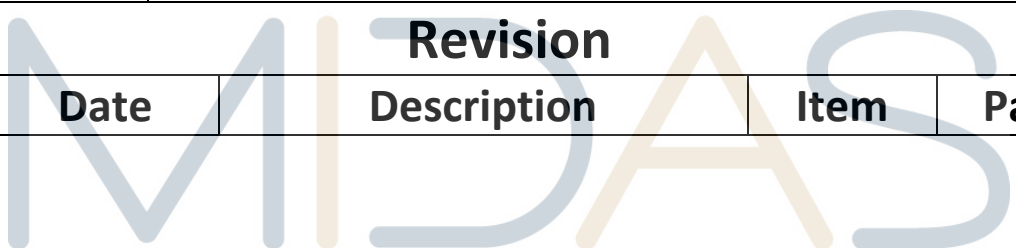


Specification				
Part Number:		MCCOG128064A6W-SPTLY		
Version:				
Date:				
Revision				
No.	Date	Description	Item	Page
				

BOOKBINDING AREA

DOC.

DATASHEET STATEMENT

1. The following icons are absolutely designed by Midas independently in 2007-SEP. They are not in common use in the LCD industry yet but just used for marking out Midas products' characteristics quickly and simply without any special meaning. Midas reserves the composing right and copyright. No one else is allowed to adopt these icons without Midas approval.
2. The ISO9001 logo used in this document is authorized by SGS (www.sgs.com). Midas had already successfully passed the strict and professional ISO9001:2000 Quality Management System Certification and got the certificate (No.: CN07/00404)
3. The technologies/techniques/crafts which denoted by the following icons are not exclusively owned by Midas, but also shared by Midas LCD strategic cooperators, however all these technologies/techniques/crafts have been finally confirmed by Midas professional engineers and QC department.
4. As the difference in test standard and test conditions, also Midas insufficient familiarity with the actual LCD using environment, all the referred information in this DATASHEET (including the icons) only have two functions:
4.1: providing quick reference when you are judging whether or not the product meets your requirements.
4.2: listing out definitely the tolerance.

SAMPLE APPROVAL document rather than consider this DATASHEET as the standard for judging whether or not the LCD meets your requirements. Once you instruct Midas to a mass-production without definite demand for providing sample before, Midas will disclaim all responsibility if the mass-production is proved not meeting with your requirements.

5. The sequence of the icons is random and doesn't indicate the importance grade.
6. Icons explanation

Midas 2006 version logo. Midas is an integrated manufacturer of flat panel display (FPD). Midas supplies TN, HTN, STN, FSTN monochrome LCD panel; COB, COG, TAB LCD module; and all kinds of LED backlight.



FAST RESPONSE TIME

This icon on the cover indicates the product is with high response speed; Otherwise not.



PROTECTION CIRCUIT

This icon on the cover indicates the product is with protection circuit; Otherwise not.



HIGH CONTRAST

This icon on the cover indicates the product is with high contrast; Otherwise not.



LONG LIFE VERSION

This icon on the cover indicates the product is long life version (over 9K hours guaranteed); Otherwise not.



WIDE VIEWING SCOPE

This icon on the cover indicates the product is with wide viewing scope; Otherwise not.




Anti UV VERSION

This icon on the cover indicates the product is against UV line. Otherwise not.



RoHS COMPLIANCE

This icon on the cover indicates the product meets ROHS requirements; Otherwise not.



OPERATION TEMPERATURE RANGE

This icon on the cover indicates the operating temperature range (X-Y).



3TIMES 100% QC EXAMINATION

This icon on the cover indicates the product has passed Midas thrice 100% QC. Otherwise not.



TWICE SELECTION OF LED MATERIALS

This icon on the cover indicates the LED had passed Midas twice strict selection which promises the product's identical color and brightness; Otherwise not.



Vcm = 3.0V

This icon on the cover indicates the product can work at 3.0V exactly; otherwise not.



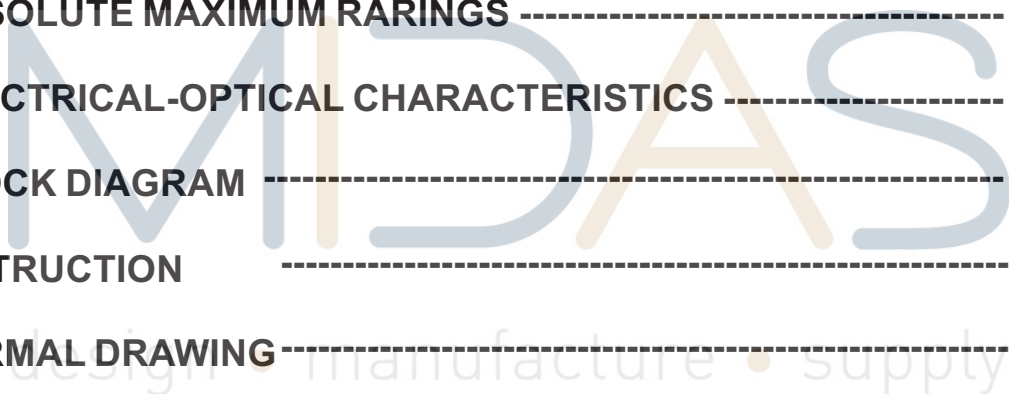
N SERIES TECHNOLOGY (2008 developed)

New structure, new craft, new technology and new materials inside both LCD module and LCD panel to improve the "RainBow"

BOOKBINDING AREA

	STANDARD DOC.	PAGE	2/8
--	------------------	------	-----

1. GENERAL SPECIFICATIONS -----	Page 4
2. ABSOLUTE MAXIMUM RATINGS -----	Page 4
3. ELECTRICAL CHARACTERISTIC -----	Page 4
4. OPTICAL CHARACTERISTICS -----	Page 5
5. MECHANICAL OUTLINE -----	Page 6
6. CIRCUIT DIAGRAM-----	Page 6
7. STORAGE&SOLDERING CONDITIONS-----	Page 6
8. ABSOLUTE MAXIMUM RARINGS -----	Page 7
9. ELECTRICAL-OPTICAL CHARACTERISTICS -----	Page 7
10. BLOCK DIAGRAM -----	Page 8
11. INSTRUCTION -----	Page 8
12. FORMAL DRAWING -----	Page 9



BOOKBINDING AREA

	PRODUCT SPEC.	MODE NO.	PAGE	3/8
		MCCOG128064A6W-SPTLY		

1. GENERAL SPECIFICATIONS

ITEM	NOMINAL DIMENSIONS / AVAILABLE OPTIONS
DISPLAY FORMAT	128 X 64 DOT MATRIX
LCD PANEL OPTIONS	STN (Yellow-green Color)
POLARIZER OPTIONS	Positive, Transflective
BACKLIGHT OPTIONS	Edge type LED backlight (Yellow-green color)
VIEWING ANGLE OPTIONS	6:00 (Bottom)
TEMPERATURE RANGE OPTIONS	Standard temp. range (0°C ~ 50°C)
CONTROLLER IC	UC1601S
DISPLAY DUTY	1/65
DRIVING BIAS	1/9
OVERALL SIZE (mm)	66.50x52.50x4.80MAX
VIEWING AREA (mm)	60.00Wx40.00H
DOT SIZE (mm)	0.43Wx0.57H
DOT PITCH (mm)	0.015Wx0.015H

2. ABSOLUTE MAXIMUM RATINGS

ITEM	SYMBOL	CONDITION	MIN	MAX	UNIT
POWER SUPPLY (LOGIC)	Vdd	25°C	-0.3	7.0	V
POWER SUPPLY (LCD)	V0	25°C	---	---	V
INPUT VOLTAGE	Vin	25°C	-0.3	Vdd +0.3	V
OPERATING TEMPERATURE	Vopr	---	0	50	°C
STORAGE TEMPERATURE	Vstg	---	-10	60	°C

3. ELECTRICAL CHARACTERISTIC*

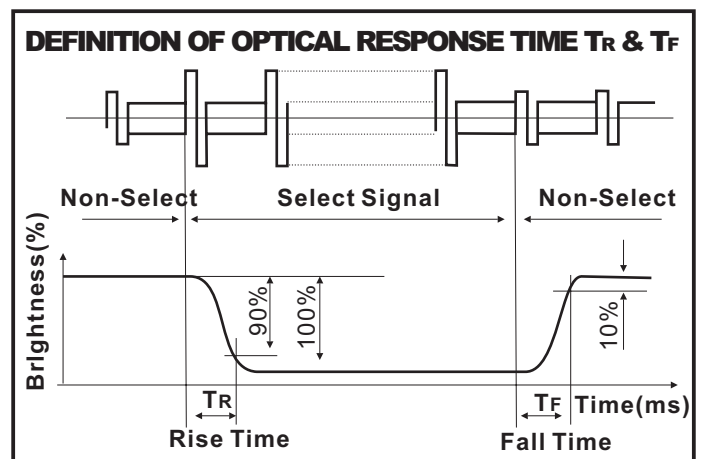
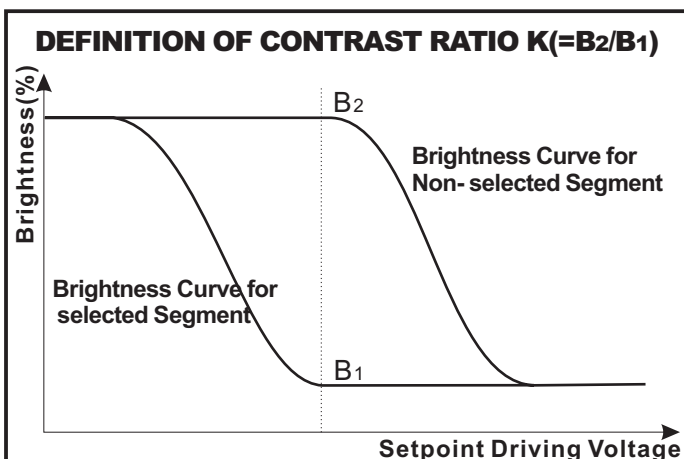
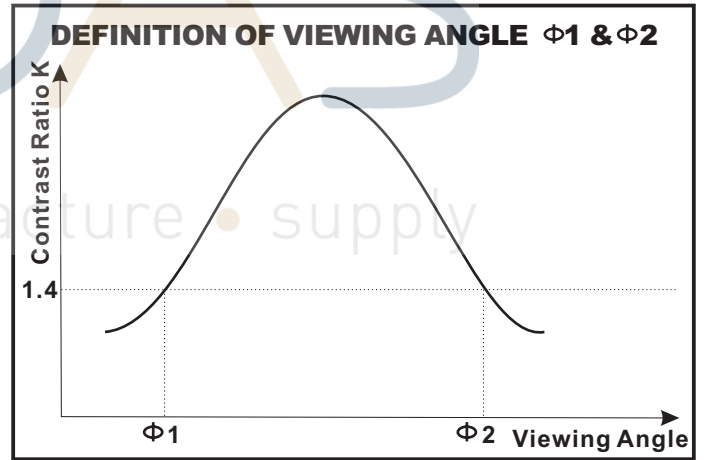
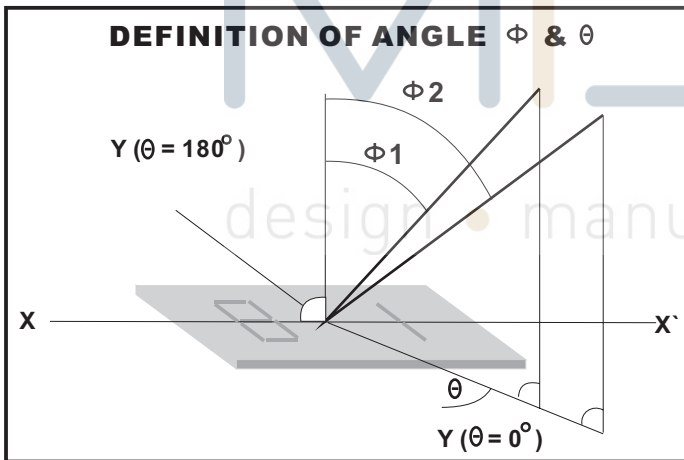
ITEM	SYMBOL	CONDITION	STANDARD			UNIT
			MIN	TYP	MAX	
Input voltage	Vdd	+3.0V	2.7	3.0	4.5	V
Supply current	Idd	Vdd=3.0V	---	1.5	---	mA
Recommended LCD driving voltage for normal temp. Version module	Vdd - V0	-20°C	---	---	---	V
		0°C	8.20	---	8.70	
		25°C	8.10	8.40	8.60	
		50°C	8.00	---	8.50	
		70°C	---	---	---	
LED forward voltage	Vf	25°C	1.8	---	2.4	V
LED forward current	If	25°C	---	60	80	mA
LED reverse Current	Ir	25°C	---	20	---	µA
LED Peak wave length	λp	25°C If = 60mA	570	---	575	nm
LED illuminance (Without LCD)	Lv	25°C If = 60mA	18	---	24	cd/m ²
LED life time	---	25°C If = 60mA	100K**	---	---	Hours

	PRODUCT SPEC.	MODE NO.	PAGE	4/8
		MCCOG128064A6W-SPTLY		

4. OPTICAL CHARACTERISTIC

FOR TN TYPE LCD MODULE (TA=25 °C, Vdd=3.0V ± 0.25V)						
ITEM	SYMBOL	CONDITION	MIN	TYP	MAX	UNIT
VIEWING ANGLE	$\Phi 2 - \Phi 1$	K=4	30	---	---	deg
	θ		25	---	---	
CONTRAST RATIO	K	---	---	2	---	---
RESPONSE TIME(RISE)	TR	---	---	120	150	ms
RESPONSE TIME(FALL)	TF	---	---	120	150	ms

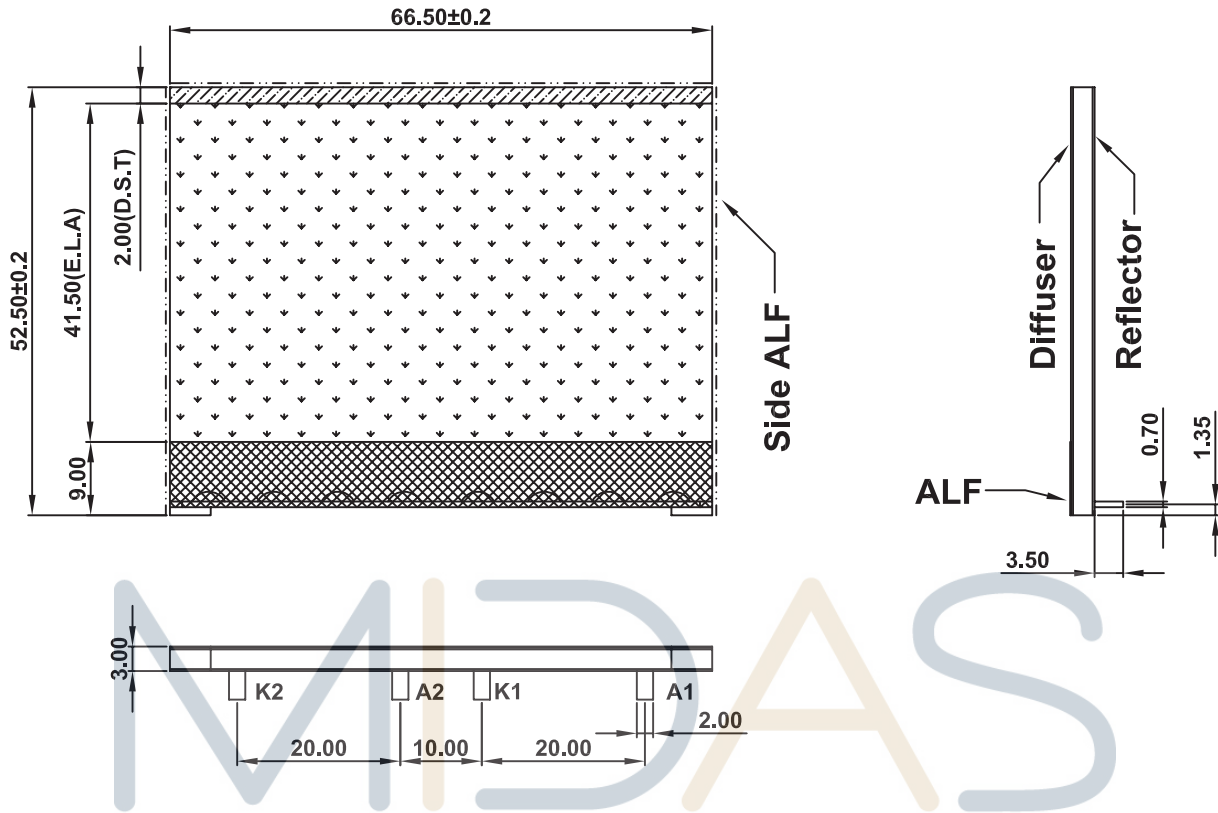
FOR STN TYPE LCD MODULE (TA=25 °C, Vdd=3.0V ± 0.25V)						
ITEM	SYMBOL	CONDITION	MIN	TYP	MAX	UNIT
VIEWING ANGLE	$\Phi 2 - \Phi 1$	K=4	40	---	---	deg
	θ		60	---	---	
CONTRAST RATIO	K	---	---	6	---	---
RESPONSE TIME(RISE)	TR	---	---	150	250	ms
RESPONSE TIME(FALL)	TF	---	---	150	250	ms



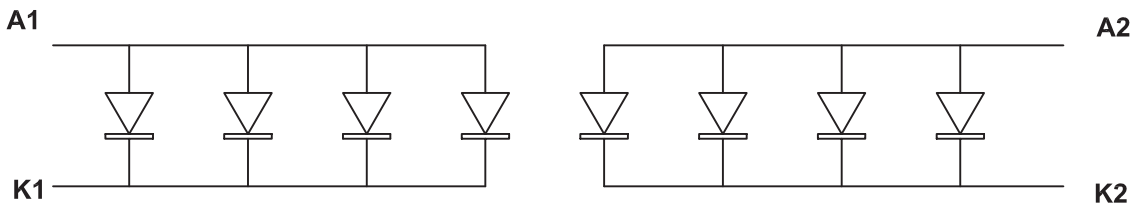
BOOKBINDING AREA

	PRODUCT SPEC.	MODE NO.	PAGE	5/8
		MCCOG128064A6W-SPTLY		

5. BACKLIGHT DRAWING (未注尺寸公差 Unspecified Tolerances is ± 0.3)



6 CIRCUIT DIAGRAM (LED 1 X 8 = 8 dies)



7 保存和焊接条件 STORAGE & SOLDERING CONDITIONS:

- Store with care. Storing the units in bad condition will cause the reflector sheet and decrease its adhesive power. Storage The products under the condition: temperature ($25^{\circ}\text{C} \pm 10^{\circ}\text{C}$) and humidity ($65\%RH \pm 20\%RH$) our recommendation.
 - 注意保存, 保存条件不好时, 会降低反光膜 (扩散膜) 导光片 (反射壳) 的粘附力.
 - 推荐保存条件: 温度 $25^{\circ}\text{C} \pm 10^{\circ}\text{C}$
 - 湿度 $65\%RH \pm 20\%$
- The Soldering Temperature is $260 \pm 5^{\circ}\text{C}$ and Soldering Time should be less than 3sec, and soldering iron power should be less than 30W.
 - 焊接温度 $260^{\circ}\text{C} \pm 5^{\circ}\text{C}$, 焊接时间小于3秒, 烙铁功率小于30W
- The soldering point should be farther than 1.6mm (1/10") from body.
 - 焊接点应离焊接实体大于1.6mm.

	PRODUCT SPEC.	MODE NO.	PAGE	6/8
		MCCOG128064A6W-SPTLY		

8 极限参数 ABSOLUTE MAXIMUM RATINGS

(除非特别说明, 环境温度Ta = 25 °C. Unless specified, the Ambient temperature Ta = 25 °C)

项 目 Item	符号 Symbol	条件 Conditions	值 Rating	单位 Unit
*极限直流正向电流 Absolute maximum forward current	Ifm		—	mA
*脉冲驱动时极限正向电流 Peak forward current	Ifp	1 msec脉冲, 1/10占空比 1 msec Plus 10% Duty Cycle	—	mA
反向电压 Reverse Voltage	Vr		—	V
*极限功耗 Power dissipation	Pd		—	mW
工作温度 Operating Temperature Range	Topr		-20~+70	°C
贮存温度 Storage Temperature Range	Tstg		-30~+80	°C

* 当工作温度高于25°C时, Ifm, Ifp和Pd必须降低; 电流降低率是-1.08mA/°C (直流驱动), 或-2.58 mA/°C (脉冲驱动), 功率降低率是-27.0mW/°C. 产品工作电流不能大于对应的工作条件温度Ifm或Ifpr的60%.
For operation above 25 °C, The Ifm Ifp & Pd must be derated, the Current derating is -1.08mA/°C for DC drive and -2.58 mA/°C for Pulse drive, the Power dissipation is -27.0 mW/°C The product working current must not be more than 60% of the Ifm or Ifp according to the working temperature.

9 光电特性 ELECTRICAL-OPTICAL CHARACTERISTICS

(除非特别说明, 环境温度Ta=25°C, Unless specified, the Ambient temperature Ta=25°C)

项目 Item	符号 Symbol	最小值 Min.	典型值 Typ.	最大值 Max.	单位 Unit	测定条件 Condition
正向电压 Forward Voltage	Vf	1.8	—	2.4	V	If= 60 mA
反向电流 Reverse Current	Ir	—	20	—	μA	Vr= 4 V
峰值波长 Peak wave length	λp	570	—	575	nm	If= 60 mA
频谱半宽度 Spectral Line Half Width	Δλ	—	—	—	nm	If= 60 mA
**亮度 Luminance	Lv	18	—	24	cd/m ²	If= 60 mA

*亮度值是5个测量点的平均值, 亮度最大值比最小值一般小于1.5(最大1.7)

∅使用BM-7亮度色仪测量, 测量光圈 10mm.

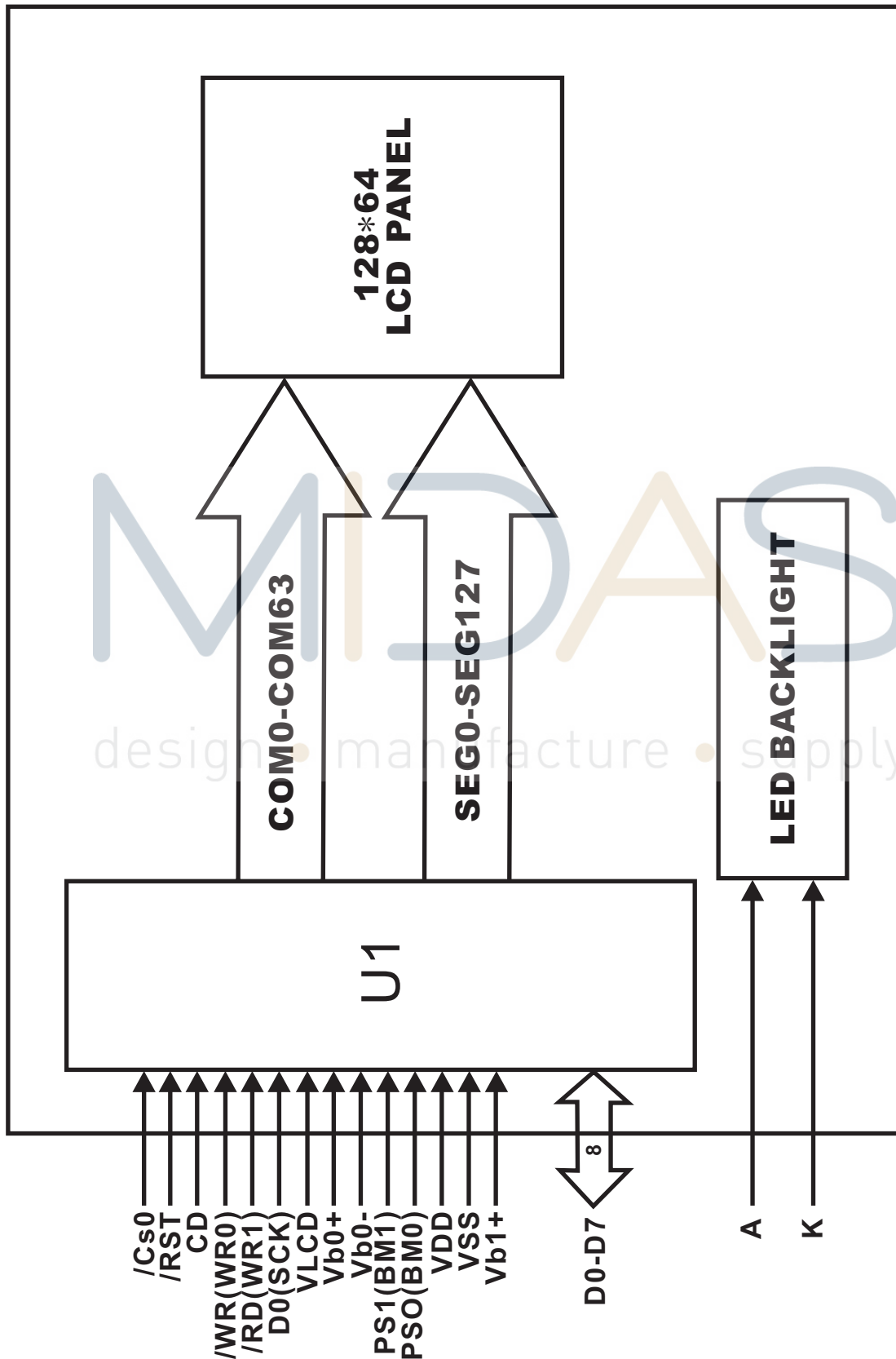
The luminance is the average value of 5 points, and

The Lvmax./Lvmin. is less than 1.5 Typical (max 1.7).

The measurement instrument is BM-7 luminance

∅Colorimeter. The caperture is 10 mm.

10. BLOCK DIAGRAM



11. INSTRUCTION

Detailed Information please refer to the other two file, the datasheet for UC1601S.

	PRODUCT SPEC.	MODE NO.	PAGE	8/8
		MCCOG128064A6W-SPTLY		

12.FORMAL DRAWING

