

SACB- 4/3-L-M16-M8

Order No.: 1516182



<http://eshop.phoenixcontact.de/phoenix/treeViewClick.do?UID=1516182>

Sensor/actuator box, M8 socket, 4 Slots, 3-position, Status indication:
Yes, pnp 90°, Shielding: No

Commercial data

GTIN (EAN)	4017918967116
sales group	D102
Pack	1 pcs.
Customs tariff	85366990
Weight/Piece	0.1003 KG
Catalog page information	Page 112 (PC-2009)

Product notes

WEEE/RoHS-compliant since:
08/01/2007



<http://www.download.phoenixcontact.com>
Please note that the data given here has been taken from the online catalog. For comprehensive information and data, please refer to the user documentation. The General Terms and Conditions of Use apply to Internet downloads.

Technical data

General data

Rated voltage	24 V DC
Max. operating voltage U_{max}	30 V DC
Current carrying capacity per I/O signal	2 A
Current carrying capacity per slot	2 A
Total rated current	6 A

Number of positions	3
Number of slots	4
Degree of protection	IP65/IP67
Inflammability class acc. to UL 94	V0
Ambient temperature (operation)	-30 °C ... 80 °C
Sensor/actuator connection system	M8 socket

Local diagnostics function

Local diagnostics	Supply voltage per module Green LED
	Status display I/O Yellow LED

Master cable data

Type of connection	M16 plug connection
Tightening torque - master cable - plug connection	1.5 Nm
Tightening torque slot sensor/actuator cable	0.2 Nm
Tightening torque screw plug	0.2 Nm

Insulation material

Housing material	PBT
Material of the moulding mass	PUR
Contact material	CuSn
Contact surface material	Ni/Au
Contact carrier material	PA
Material of contact, master cable side	CU alloy
Material of threaded sleeve	Cu alloy
Material of threaded sleeve surface	Nickel-plated
Material, O-ring	NBR

Pin assignment

Slot/position = Wire color or connection	1 / 4 (A) = P
	2 / 4 (A) = J
	3 / 4 (A) = T
	4 / 4 (A) = S
	1-4 / 1 (+ 24 V) = A+M
	1-4 / 3 (0 V) = L+U

Certificates / Approvals



Certification CUL, UL

CUL

Nominal voltage U_N	24 V
-----------------------	------

UL

Nominal voltage U_N	24 V
-----------------------	------

Accessories

Item	Designation	Description
------	-------------	-------------

Marking

0809984	ZBF10:SO/CMS	Zack marker strip, flat, in 10 mm pitch, labeled according to customer specifications, 10-section, divisible, color: White
0809997	ZBF10:UNBEDRUCKT	Zack marker strip, flat, in 10 mm pitch, unprinted, 10-section, for individual labeling with M-PEN 0,8, X-PEN, or CMS-P1-PLOTTER

Protection and sealing elements

1682540	PROT-M8	An M8 screw plug for the unoccupied M8 sockets of the sensor/ actuator cable, boxes and flush-type connectors
---------	---------	---

Socket

1693681	SAC-8P- 5,0-PUR/M16FR	Master cable, 4 Slots, 8-position, Status indication: No, Universal, PUR/PVC, Cable length: 5 m, Shielding: No
1693694	SAC-8P-10,0-PUR/M16FR	Master cable, 4 Slots, 8-position, Status indication: No, Universal, PUR/PVC, Cable length: 10 m, Shielding: No
1500253	SACC-M16FR-14CON-M	M16 socket, 14-pos., with solder connection, freely configurable, angled, for a 6.0 mm conductor diameter ... 8.0 mm
1500554	SACC-M16FS-14CON-M	M16 socket, 14-pos., with solder connection, freely configurable, straight, for a 6.0 mm conductor diameter ... 8.0 mm

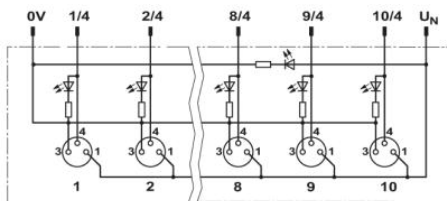
Tools

1208461	SAC BIT M8-D10	Nut for assembling sensor/actuator cables with M8 connector and for M8 connectors with QUICKON fast connection technology, for 4 mm hexagonal drive
---------	----------------	---

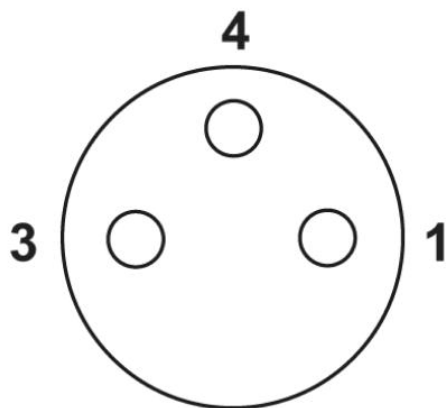
1208474	SACC BIT M8-D12	Nut for assembling SACC M8 connectors for free assembly with longitudinal knurl, excluding M8 connectors with QUICKON fast connection technology, for 4 mm hexagonal drive
1208487	TSD 02 SAC	Torque screwdriver, with preset torque of 0.2 Nm and 4 mm hexagonal drive for M8 connectors

Diagrams/Drawings

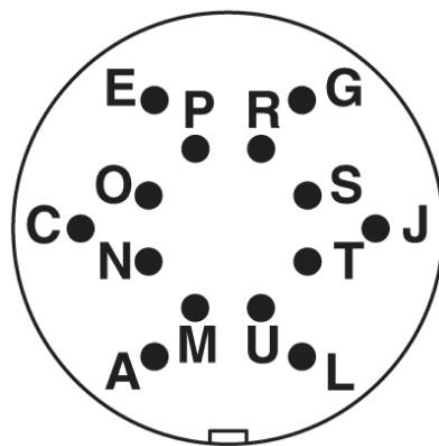
Circuit diagram



Schematic diagram



Connector pin assignment for M8 socket, 3-pos.



Connector pin assignment for M16 plug-in connection, 14-pos.

Address

PHOENIX CONTACT Ltd
Halesfield 13
Telford Shropshire TF7 4PG,GB
Phone 01952 681 700
Fax 01952 681 799
<http://www.phoenixcontact.co.uk>



© 2010 Phoenix Contact
Technical modifications reserved;