

## Sensor/Actuator cable - SAC-4P-FRT/ 1,5-PUR SH SCO - 1424116

Please be informed that the data shown in this PDF Document is generated from our Online Catalog. Please find the complete data in the user's documentation. Our General Terms of Use for Downloads are valid (<http://download.phoenixcontact.com>)



Sensor/Actuator cable, 4-position, PUR halogen-free, Black RAL 9005, shielded, Free cable end, on Socket angled M12 SPEEDCON, T-coded, Cable length: 1.5 m, for direct current up to 12 A/60 V

### Product Features

- ✓ Easy and safe: 100% electrically tested plug-in components
- ✓ High-performance: DC connectors for up to 12 A and 60 V DC
- ✓ Protection against incorrect connection using special T-coding
- ✓ Shield power reliably – 360° shielding to reduce electromagnetic loads
- ✓ Save time, thanks to installation with SPEEDCON fast locking system
- ✓ Our standard: robust halogen-free PUR cable



### Key commercial data

Packing unit	1 pc
Weight per Piece (excluding packing)	260.0 GRM
Custom tariff number	85444290
Country of origin	Germany

### Technical data

#### Dimensions

Length of cable	1.5 m
-----------------	-------

#### Ambient conditions

Ambient temperature (operation)	-25 °C ... 85 °C (Plug / socket)
Degree of protection	IP65
	IP67

#### General

Rated current at 40°C	12 A
-----------------------	------

## Sensor/Actuator cable - SAC-4P-FRT/ 1,5-PUR SH SCO - 1424116

### Technical data

#### General

Rated voltage	60 V
Number of positions	4
Contact resistance	≤ 3 mΩ
Insulation resistance	≥ 10 GΩ
Coding	T power
Status display	No
Protective circuit/component	Unwired
Surge voltage category	III
Pollution degree	3
Insertion/withdrawal cycles	> 100
Torque	0.4 Nm (M12 connector)

#### Material

Inflammability class according to UL 94	VO
Contact material	CuZn
Contact surface material	Au
Material of grip body	TPU, hardly inflammable, self-extinguishing
Material, knurls	Zinc die-cast, nickel-plated

#### Cable

Cable type	PUR halogen-free black shielded
Cable type (abbreviation)	PUR
Cable abbreviation	LS9YC11Y-OB
Conductor cross section	4x 1.5 mm <sup>2</sup>
AWG power supply	16
Core diameter including insulation	2.4 mm
Thickness, insulation	1.2 mm (Outer cable sheath)
Wire colors	brown, white, blue, black
Overall twist	4 wires optimally twisted
Shielding	Tinned copper-braided shield, approx. 85% covering
External sheath, color	Black RAL 9005
External cable diameter D	9.7 mm ±0.3 mm
Smallest bending radius, fixed installation	49 mm
Smallest bending radius, movable installation	73 mm
Number of bending cycles	4000000
Bending radius	97 mm
Traversing path	10 m
Traversing rate	3 m/s

## Sensor/Actuator cable - SAC-4P-FRT/ 1,5-PUR SH SCO - 1424116

### Technical data

#### Cable

Acceleration	10 m/s <sup>2</sup>
Torsion force	± 25 °/m
Outer sheath, material	PUR
Material conductor insulation	PP
Conductor material	Bare Cu litz wires
Insulation resistance	≥ 10 MΩ*km (at 20 °C)
Conductor resistance	≤ 13.3 Ω/km (at 20 °C)
Nominal voltage, cable	300 V AC
Test voltage, cable	1500 V AC (5 min.)
Flame resistance	According to EN 60332-1-2
	According to UL 1581 VW1
Halogen-free	According to VDE 0282-13 Appendix C
Resistance to oil	in accordance with DIN EN 60811-2-1
	According to DIN EN 50363-10-2
Ambient temperature (operation)	-40 °C ... 90 °C (cable, fixed installation)
	-30 °C ... 90 °C (cable, flexible installation)

### Classifications

#### eCl@ss

eCl@ss 4.0	27140815
eCl@ss 4.1	27140815
eCl@ss 5.0	27143423
eCl@ss 5.1	27143423
eCl@ss 6.0	27143423
eCl@ss 7.0	27449001
eCl@ss 8.0	27449001

#### ETIM

ETIM 3.0	EC002061
ETIM 4.0	EC001855
ETIM 5.0	EC001855

#### UNSPSC

UNSPSC 6.01	31251501
UNSPSC 7.0901	31251501
UNSPSC 11	31251501
UNSPSC 12.01	31251501

# Sensor/Actuator cable - SAC-4P-FRT/ 1,5-PUR SH SCO - 1424116

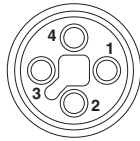
## Classifications

UNSPSC

UNSPSC 13.2	31251501
-------------	----------


## Drawings

Schematic diagram



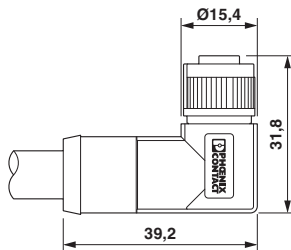
Connector pin assignment of M12 socket, 4-pos., T-coded, view of socket side

Cable cross section




PUR halogen-free black shielded [PUR]

Dimensioned drawing



M12 x 1 socket, angled

Circuit diagram



Contact assignment of the M12 socket