

Contact insert - HC-HV10-I-PT-M - 1407741

Please be informed that the data shown in this PDF Document is generated from our Online Catalog. Please find the complete data in the user's documentation. Our General Terms of Use for Downloads are valid (<http://phoenixcontact.com/download>)



HEAVYCON pin insert, HV10 series, 10-pos. + 2 switching contacts + PE, 830 V, push-in connection

Why buy this product

- ✓ For fast coding with plastic profile
- ✓ Conductor connection without tools
- ✓ Significant time savings during conductor connection
- ✓ Test connection for 2 mm test plug



Key commercial data

Packing unit	1 pc
GTIN	 4 046356 777469
Weight per Piece (excluding packing)	98.3 g
Custom tariff number	85389099
Country of origin	China

Technical data

General

Connection method	Push-in connection (power contacts) Push-in connection (control contacts)
Pollution degree	3
Surge voltage category	III
Number of positions	10+2+PE
No. of power contacts	10
No. of control contacts	2
Insertion/withdrawal cycles	≥ 500
Type	B24
Conductor cross section	0.14 mm ² ... 2.5 mm ² (power contacts) 0.14 mm ² ... 2.5 mm ² (control contacts)

Contact insert - HC-HV10-I-PT-M - 1407741

Technical data

General

Connection cross section AWG	26 ... 14 (power contacts)
	26 ... 14 (control contacts)
Stripping length	8 mm ... 10 mm (power contacts)
	8 mm ... 10 mm (control contacts)
Assembly instructions	Coding also using the CP-HC (1686478) coding profiles. HC-B6../ HC-B10..for two coding profiles. HC-B16../ HC-B24..for four coding profiles.
Connection	Connectors may only be operated when there is no load/the power is switched off. Can be used for solid wires and stranded wires with ferrule.

Ambient conditions

Ambient temperature (operation)	-40 °C ... 125 °C (including heating up of contacts)
---------------------------------	--

Material data

Inflammability class according to UL 94	V0
Contact material	Copper alloy
Material of contact surface, power contact	Ag
Material of contact surface, control contact	Ag
Contact carrier material	PA

Electrical characteristics

Rated voltage (III/3)	830 V (power contacts)
	500 V (control contacts)
Rated surge voltage	8 kV (power contacts)
	6 kV (control contacts)
Rated current	16 A (power contacts)
	16 A (control contacts)

Classifications

eCl@ss

eCl@ss 4.0	27140816
eCl@ss 4.1	27140816
eCl@ss 5.0	27143424
eCl@ss 5.1	27143424
eCl@ss 6.0	27143424
eCl@ss 7.0	27440209
eCl@ss 8.0	27440205

ETIM

ETIM 3.0	EC000437
ETIM 4.0	EC000438
ETIM 5.0	EC000438

Contact insert - HC-HV10-I-PT-M - 1407741

Classifications

UNSPSC

UNSPSC 6.01	30211923
UNSPSC 7.0901	39121522
UNSPSC 11	39121522
UNSPSC 12.01	39121522
UNSPSC 13.2	39121522

Approvals

Approvals


Approvals


CSA / UL Recognized / EAC

Ex Approvals

Approvals submitted

Approval details

CSA 	
mm ² /AWG/kcmil	14
Nominal current I _N	13 A
Nominal voltage U _N	800 V

UL Recognized 	
mm ² /AWG/kcmil	14
Nominal current I _N	13 A
Nominal voltage U _N	800 V

EAC

Contact insert - HC-HV10-I-PT-M - 1407741

Accessories

Accessories

Coding element

Coding element - HC-CST - 1676857



Coding peg for coding up to 16 connectors

Coding element - HC-CBU - 1676860



Coding socket for coding up to 16 connectors

Coding bolt - HC-CB - 1772722



Coding pin, prevents mismatching of up to six connectors with an identical number of positions

Coding profile - CP-HC - 1686478



Encoding profile, 4 encoding profiles per strip, 40 strips per unit pack, for insertion in encoding grooves

Mounting material

Screw - HC-B-PES - 1604997



PE screw, for contact inserts HC-B / HC-BB / HC-DD / HC-D40 / HC-D64

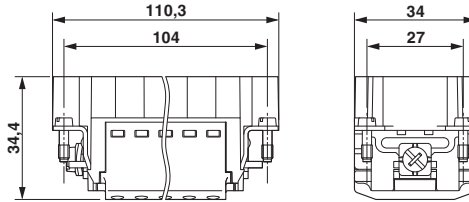
Drawings

Contact insert - HC-HV10-I-PT-M - 1407741

Diagram

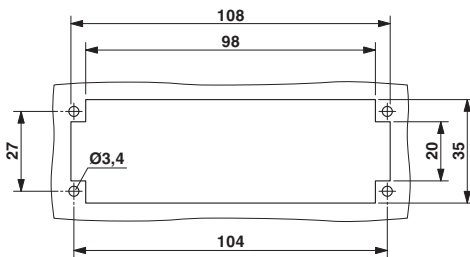
Dimensioned drawing

Derating diagram for 2.5 mm²




Dimensional drawing

Dimensioned drawing



Panel cutout

Schematic diagram



M

F

- N/O contact
- ⊙ Switching contact
- without contact

View termination side

