

XVUC25

Ø 60 mm illuminated LED unit - steady - orange - IP65 - 24 V AC/DC



Main

| | |
|------------------------------------|--|
| Range of product | Harmony XVU |
| Product or component type | Modular tower light |
| Beacon or indicator bank unit type | LED unit |
| Mounting diameter | 60 mm |
| Component name | XVU |
| Light source | LED orange |
| Device application | Automotive Machine tools Packaging machine |

Complementary

| | |
|---------------------------|--|
| Signalling type | Steady |
| Assembly style | Customer assembly, up to 5 units Up to 4 units with buzzer |
| Material | PC (polycarbonate) V-0 flame retardant conforming to UL 94 PC (polycarbonate) V-2 flame retardant conforming to UL 94 |
| [Us] rated supply voltage | 24 V AC/DC |
| Power dissipation in W | <= 2 W |
| Current consumption | <= 40 mA |
| Signalling type | Steady |
| Length | 50 mm |
| Product weight | 0.064 kg |

Environment

| | |
|---------------------------------------|-------------------------|
| product certifications | CE CSA RoHS UL |
| ambient air temperature for storage | -40...70 °C |
| IP degree of protection | IP65 |
| ambient air temperature for operation | -25...50 °C |
| vibration resistance | 2 gn |

Offer Sustainability

| | |
|----------------------------------|---|
| Sustainable offer status | Green Premium product |
| RoHS (date code: YYWW) | Compliant - since 1422 - Schneider Electric declaration of conformity |
| REACH | Reference not containing SVHC above the threshold |
| Product environmental profile | Available |
| Product end of life instructions | Available |

Contractual warranty

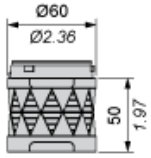
| | |
|-----------------|-----------|
| Warranty period | 18 months |
|-----------------|-----------|

Illuminated LED Unit

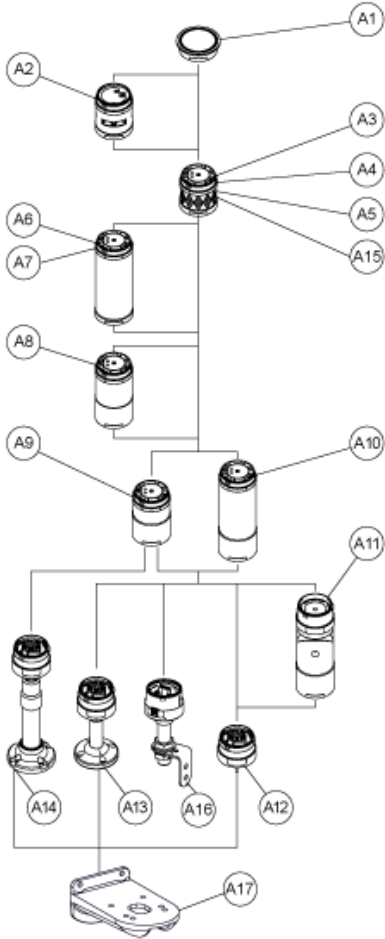
Dimensions

The information provided in this documentation contains general descriptions and/or technical characteristics of the performance of the products contained herein. This documentation is not intended as a substitute for and is not to be used for determining suitability or reliability of these products for specific user applications. It is the duty of any such user or integrator to perform the appropriate and complete risk analysis, evaluation and testing of the products with respect to the relevant specific application or use thereof. Neither Schneider Electric Industries SAS nor any of its affiliates or subsidiaries shall be responsible or liable for misuse of the information contained herein.

mm
in.



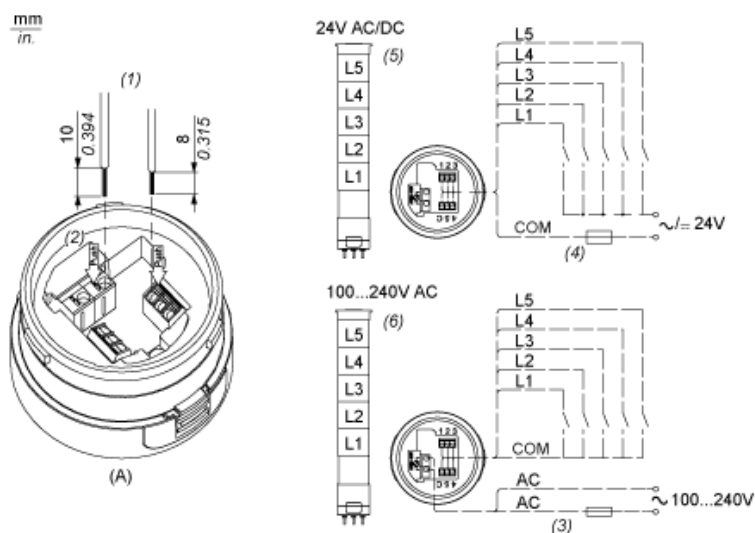
Modular Tower Lights Mounting



| Drawing | Part number | Part name |
|---------|-------------|------------------------------|
| A1 | - | Top cover |
| | - | Top cover (Silver) |
| A2 | XVUC9S | Buzzer unit |
| | XVUC9SQ | Buzzer unit (Silver) |
| A3 | XVUC23 | Green LED unit |
| | XVUC24 | Red LED unit |
| | XVUC25 | Orange LED unit |
| | XVUC26 | Blue LED unit |
| | XVUC27 | White LED unit |
| | XVUC28 | Yellow LED unit |
| A4 | XVUC29 | Multi-LED unit |
| A5 | XVUC29P | Multi-LED unit, Pulse signal |
| A6 | XVUC9V | Sound unit |
| A7 | XVUC9VP | Sound unit, Pulse signal |

| | | |
|-----|-----------|---|
| A8 | XVUC020 | Extender |
| | XVUC020Q | Extender (Silver) |
| A9 | XVUC21B | DC body |
| | XVUC21BQ | DC body (Silver) |
| A10 | XVUC21M | AC body NPN |
| | XVUC21MP | AC body PNP |
| | XVUC21MQP | AC body PNP (Silver) |
| A11 | XVUZ06 | Flexible option |
| A12 | XVUZ01 | Fixing Unit - Direct mounting (3 pins) |
| | XVUZ01Q | Fixing Unit - Direct mounting (Silver,3 pins) |
| | XVUZ03 | Fixing Unit - Direct mounting (2 pins) |
| | XVUZ04 | Fixing Unit - Direct mounting (4 pins) |
| A13 | XVUZ02 | Fixing Unit - Plate with Pole (100 mm) |
| | XVUZ02Q | Fixing Unit - Plate with Pole (100 mm, Silver) |
| | XVUZ400 | Fixing Unit - Plate with Pole (400 mm) |
| | XVUZ800 | Fixing Unit - Plate with Pole (800 mm) |
| A14 | XVUZ05 | Fixing Unit - Plate with adjustment pole (100-385 mm) |
| A15 | XVUC43 | Green LED unit, Flash |
| | XVUC44 | Red LED unit, Flash |
| | XVUC45 | Orange LED unit, Flash |
| | XVUC46 | Blue LED unit, Flash |
| | XVUC47 | White LED unit, Flash |
| | XVUC48 | Yellow LED unit, Flash |
| A16 | XVUZ100T | Fixing Unit - Metal bracket with pole (100 mm) |
| | XVUZ250T | Fixing Unit - Metal bracket with pole(250 mm) |
| | XVUZ400T | Fixing Unit - Metal bracket with pole (400 mm) |
| A17 | XVUZ12 | Fixing plate for use on vertical support - black |

Illuminated Units, Multi-LED and Audible Units Wiring



- (A) Fixing Unit
- (1) Dimensions of Wiring size
- (2) Push-in Wire Connectors
- (3) Fuse : 2A ,250V
- (4) Fuse : 0.5A ,125V
- (5) Modular Tower Lights 24V AC/DC
- (6) Modular Tower Lights 100...240V AC
- L1 Illuminated LED Units
- to
- L5 :