

3M™ CF Card Ejector

for CompactFlash™ Header, Type II, Long Guides

7E50 Series



- Mounts to 3M's CompactFlash™ Type II, Long Guide, Surface Mount Headers
- Modular "snap on" design and multiple button types for design flexibility
- Can be used with either top or bottom mount (standard or inverse polarization) headers
- Meets CFA standards for known compatibility and reliability
- RoHS* compliant

Date Modified: April 3, 2006

TS-2154-01
Sheet 1 of 2

Physical

Button

Material: Glass-filled high temperature thermoplastic

Flammability: UL 94V-0

Color: Black

Frame

Material: Stainless steel

Environmental

Process Rating: 260°C (per J-STD-020C)

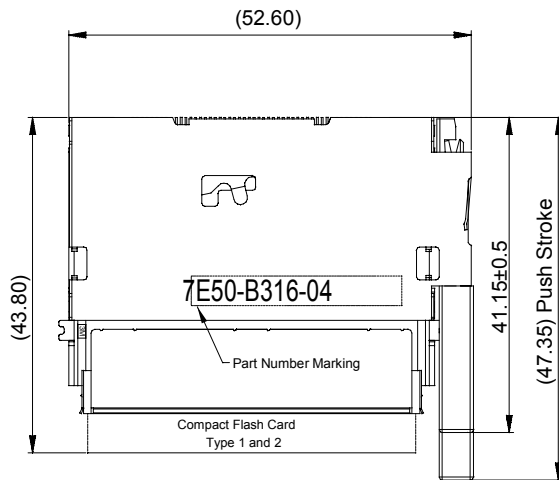
**"RoHS compliant" means that the product or part does not contain any of the following substances in excess of the following maximum concentration values in any homogeneous material, unless the substance is in an application that is exempt under RoHS: (a) 0.1% (by weight) for lead, mercury, hexavalent chromium, polybrominated biphenyls or polybrominated diphenyl ethers; or (b) 0.01% (by weight) for cadmium. Unless otherwise stated in writing by 3M, this information represents 3M's knowledge and belief based on information provided by third party suppliers to 3M.

CompactFlash is a registered trademark of Sandisk Corporation.

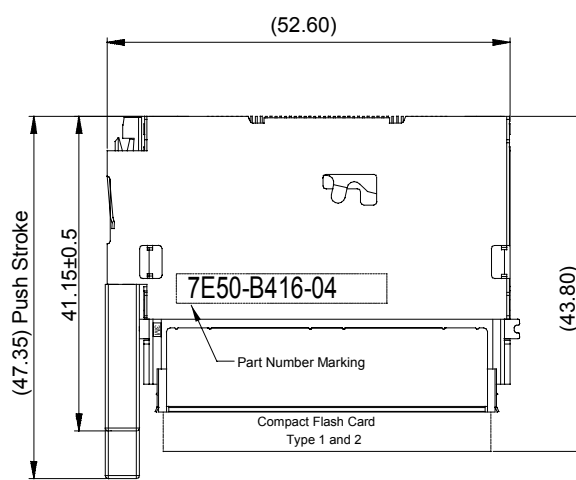
3M™ CF Card Ejector

for CompactFlash™ Header, Type II, Long Guides

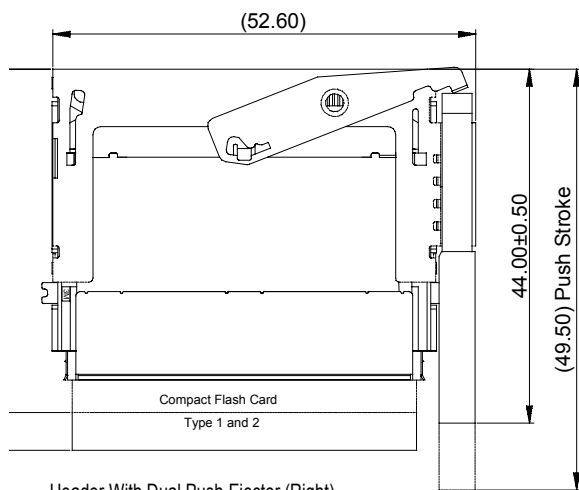
7E50 Series



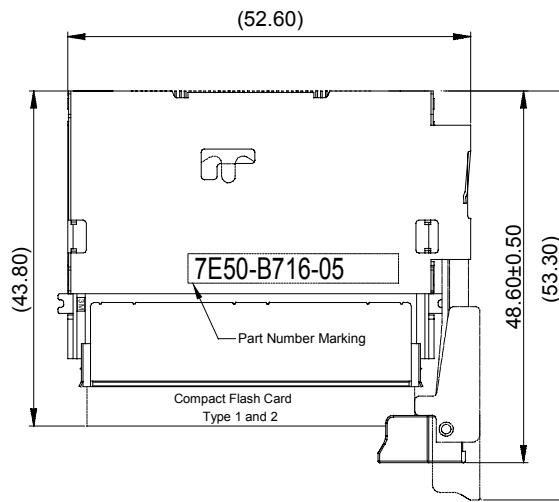
Header With Ejector (Right)



Header With Ejector (Left)



Header With Dual Push Ejector (Right)



Header With Latching Ejector (Right)

7E50 - B516 - 05

Notes:

1. Used in combination with N7E50-M516XX-40 Type II Compact Flash Header. See TS-2083
2. See TS-2083 for board footprint information
3. Can be used with normal or inverse mounting/polarization.

mm
[Inch]

Tolerance Unless Noted			
	.0	.00	.000
mm	± .30	± .20	

[] Dimensions for Reference only

Ordering Information

7E50 - BX16 - 0X

See diagram above for specific part numbering

TS-2154-01
Sheet 2 of 2

Important Notice

All statements, technical information, and recommendations related to 3M's products are based on information believed to be reliable, but the accuracy or completeness is not guaranteed. Before using this product, you must evaluate it and determine if it is suitable for your intended application. You assume all risks and liability associated with such use. Any statements related to the product which are not contained in 3M's current publications, or any contrary statements contained on your purchase order shall have no force or effect unless expressly agreed upon, in writing, by an authorized officer of 3M.

3M

3M Electronics

6801 River Place Blvd.
Austin, TX 78726-9000
800/225-5373
www.3M.com/electronics

Warranty; Limited Remedy; Limited Liability.

This product will be free from defects in material and manufacture for a period of one (1) year from the time of purchase. **3M MAKES NO OTHER WARRANTIES INCLUDING, BUT NOT LIMITED TO, ANY IMPLIED WARRANTY OF MERCHANTABILITY OR FITNESS FOR A PARTICULAR PURPOSE.** If this product is defective within the warranty period stated above, your exclusive remedy shall be, at 3M's option, to replace or repair the 3M product or refund the purchase price of the 3M product. **Except where prohibited by law, 3M will not be liable for any indirect, special, incidental or consequential loss or damage arising from this 3M product, regardless of the legal theory asserted.**



Minimum 10%
Post-Consumer Fiber

Printed in USA.

© 3M 2006