

Single PCB terminal block - MKDS 10 HV/ 8-ZB-10,16 - 1709746

Please be informed that the data shown in this PDF Document is generated from our Online Catalog. Please find the complete data in the user's documentation. Our General Terms of Use for Downloads are valid (<http://phoenixcontact.com/download>)



PCB terminal block, Nominal current: 76 A, Nom. voltage: 1000 V, Pitch: 10.16 mm, Number of positions: 8, Connection method: Screw connection, Mounting: Soldering, Conductor/PCB connection direction: 0 °, Color: green


The figure shows a 5-pos. version of the product

Why buy this product

- Compact high-capacity PCB terminal blocks with screw connection up to 16 mm², stranded, and a current carrying capacity of 76 A
- 10.16 mm pitch
- Unlimited 600 V UL approval thanks to zigzag pinning
- Terminal block bases that can be mounted side by side to create any number of positions



Key commercial data

Packing unit	50 pc
Minimum order quantity	50 pc
GTIN	 4 046356 074162
Weight per Piece (excluding packing)	64.95 g
Custom tariff number	85369010
Country of origin	China
Note	Made to Order (non-returnable)

Technical data

Dimensions

Length	18.8 mm
Height	31 mm
Pitch	10.16 mm
Dimension a	71.12 mm
Pin dimensions	1 x 0,9 mm
Hole diameter	1.5 mm

General

Range of articles	MKDS 10 HV
-------------------	------------

Single PCB terminal block - MKDS 10 HV/ 8-ZB-10,16 - 1709746

Technical data

General

Insulating material group	I
Rated surge voltage (III/3)	8 kV
Rated surge voltage (III/2)	8 kV
Rated surge voltage (II/2)	8 kV
Rated voltage (III/3)	800 V
Rated voltage (III/2)	1000 V
Rated voltage (II/2)	1000 V
Connection in acc. with standard	EN-VDE
Nominal current I_N	76 A
Nominal cross section	10 mm ²
Maximum load current	76 A (with 16 mm ² conductor cross section)
Insulating material	PA
Solder pin surface	Sn
Inflammability class according to UL 94	V0
Internal cylindrical gage	B6
Stripping length	10 mm
Number of positions	8
Screw thread	M4
Tightening torque, min	1.2 Nm
Tightening torque max	1.5 Nm

Connection data

Conductor cross section solid min.	0.5 mm ²
Conductor cross section solid max.	16 mm ²
Conductor cross section stranded min.	0.5 mm ²
Conductor cross section stranded max.	16 mm ²
Conductor cross section stranded, with ferrule without plastic sleeve min.	0.5 mm ²
Conductor cross section stranded, with ferrule without plastic sleeve max.	16 mm ²
Conductor cross section stranded, with ferrule with plastic sleeve min.	0.5 mm ²
Conductor cross section stranded, with ferrule with plastic sleeve max.	16 mm ²
Conductor cross section AWG/kcmil min.	20
Conductor cross section AWG/kcmil max	6
2 conductors with same cross section, solid min.	0.5 mm ²
2 conductors with same cross section, solid max.	6 mm ²
2 conductors with same cross section, stranded min.	0.5 mm ²
2 conductors with same cross section, stranded max.	6 mm ²
2 conductors with same cross section, stranded, ferrules without plastic sleeve, min.	0.5 mm ²
2 conductors with same cross section, stranded, ferrules without plastic sleeve, max.	4 mm ²

Single PCB terminal block - MKDS 10 HV/ 8-ZB-10,16 - 1709746

Technical data

Connection data

2 conductors with same cross section, stranded, TWIN ferrules with plastic sleeve, min.	0.5 mm ²
2 conductors with same cross section, stranded, TWIN ferrules with plastic sleeve, max.	6 mm ²

Classifications

eCl@ss

eCl@ss 4.0	27141109
eCl@ss 4.1	27141109
eCl@ss 5.0	27141190
eCl@ss 5.1	27141190
eCl@ss 6.0	27261101
eCl@ss 7.0	27440401
eCl@ss 8.0	27440401

ETIM

ETIM 3.0	EC001121
ETIM 4.0	EC002643
ETIM 5.0	EC002643

UNSPSC

UNSPSC 6.01	30211801
UNSPSC 7.0901	39121432
UNSPSC 11	39121432
UNSPSC 12.01	39121432
UNSPSC 13.2	39121432

Approvals

Approvals

Approvals

UL Recognized / SEV / cUL Recognized / IECCE CB Scheme / CCA / SEV / EAC / cULus Recognized


Ex Approvals

Approvals submitted

Approval details

Single PCB terminal block - MKDS 10 HV/ 8-ZB-10,16 - 1709746


Approvals

UL Recognized 


	B	C
mm ² /AWG/kcmil	20-6	20-6
Nominal current I _N	60 A	60 A
Nominal voltage U _N	600 V	600 V

SEV

mm ² /AWG/kcmil	10
Nominal current I _N	76 A
Nominal voltage U _N	800 V

cUL Recognized 

	B	C
mm ² /AWG/kcmil	20-6	20-6
Nominal current I _N	60 A	60 A
Nominal voltage U _N	600 V	600 V


IECEE CB Scheme 

CCA

SEV

mm ² /AWG/kcmil	16
Nominal current I _N	76 A
Nominal voltage U _N	800 V

EAC

cULus Recognized 

Single PCB terminal block - MKDS 10 HV/ 8-ZB-10,16 - 1709746

Accessories

Accessories

Screwdriver tools

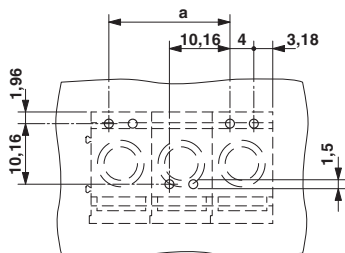
Screwdriver - SZS 0,6X3,5 - 1205053



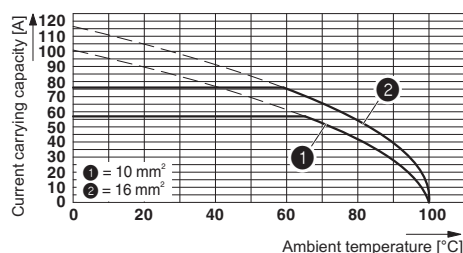
Actuation tool, for ST terminal blocks, insulated, also suitable for use as a bladed screwdriver, size: 0.6 x 3.5 x 100 mm, 2-component grip, with non-slip grip

Drawings

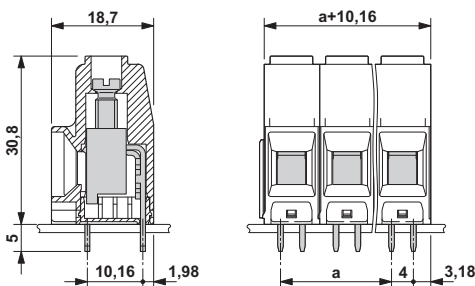
Drilling diagram



Diagram



Dimensioned drawing



The illustration shows the dimensional drawing of the 3-pos. version of the product