


# DUAL ROD CYLINDER SERIES CXS (WITH ENDLOCK)



Actuators

## DUAL ROD CYLINDER SERIES CXS (WITH ENDLOCK) Ø6, 10, 15, 20, 25, 32MM

- ✓ Locking mechanism at end of retracting stroke
- ✓ Prevents load from slipping when air supply is cut off

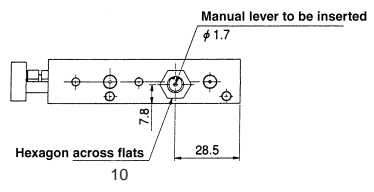
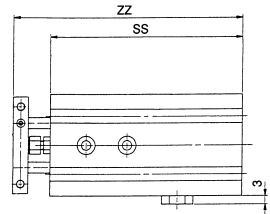


### LOCK SPECIFICATIONS

Lock Type	At the end of retracting stroke					
Bore size (mm)	6	10	15	20	25	32
Max. holding force(N)	14.7	39.2	98.1	157	235	382
(kgf)	1.5	4	10	16	24	39
Lock release by manual override	Non-locking type					

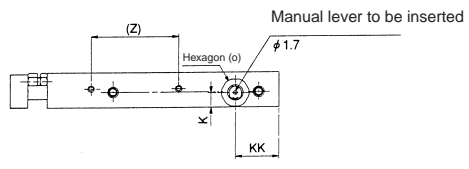
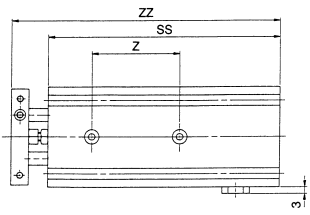
### DIMENSIONS

CXS□6-□R



Model	SS	ZZ
CXS <sup>M</sup> 6-10R	75	88.5
CXS <sup>M</sup> 6-20R	85	98.5
CXS <sup>M</sup> 6-30R	95	108.5
CXS <sup>M</sup> 6-40R	105	118.5
CXS <sup>M</sup> 6-50R	115	128.5

CXS□10-□R



Model	K	O
CXS <sup>M</sup> 10-□R	6.5	Width across flats 12
CXS <sup>M</sup> 15-□R	8.5	Width across flats 13

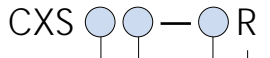
Symbol	KK					SS					Z					ZZ					
	10	20	30	40	50	10	20	30	40	50	10	20	30	40	50	10	20	30	40	50	
CXS <sup>M</sup> 10-□R	19.5	24.5	80	90	100	115	125	30	40	50	97	107	117	132	142						
CXS <sup>M</sup> 15-□R		20.5	90	100	110	120	130	35	45	55	109	119	129	139	149						

### TECHNICAL SPECIFICATIONS

Bore size (mm)	6	10	15	20	25	32
Fluid	Air (Non-lube)					
Min. operating press.	0.3MPa (3.1 kgf/cm <sup>2</sup> )					
Max. operating press.	0.7MPa (7.1 kgf/cm <sup>2</sup> )					
Proof pressure	1.05MPa (10.7 kgf/cm <sup>2</sup> )					
Ambient & fluid temperature	-10 - +60°C					
Operating piston speed (mm/s)	30-300	30-800	30-700	30-600		
Port size	M5x0.8				Rc(PT) 1/8	
Bearing type	Slide bushing, Ball bushing (both have same external dimensions)					
Cushion	With damper as standard (both sides)					

### HOW TO ORDER

SERIES CXS WITH ENDLOCK



TYPE OF BEARING  
M ..... Slide Bearing  
L ..... Ball Bush Bearing

BORE SIZE  
6 ..... Ø6mm  
10 ... Ø10mm  
15 ... Ø15mm  
20 ... Ø20mm  
25 ... Ø25mm  
32 ... Ø32mm

STANDARD STROKE  
Bore Size | Stroke  
6, 10, 15 | 10, 20, 30, 40, 50  
20, 25, 32 | 10, 20, 30, 40, 50, 75, 100

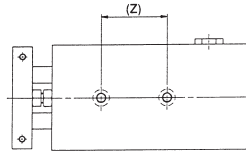
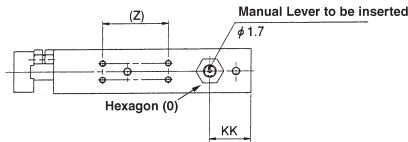
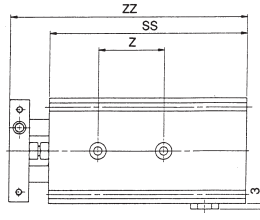
With endlock at retracting end



FOR FURTHER TECHNICAL  
DETAILS ON THIS  
PRODUCT REQUEST  
CATALOGUE REFERENCE  
E227-A

DIMENSIONS

CXS<sup>M</sup><sub>20</sub>-□R  
CXS<sup>M</sup><sub>25</sub>-□R  
CXS<sup>M</sup><sub>32</sub>-□R



Model	O
CXS <sup>M</sup> <sub>20</sub> -□R	Width across flats 13
CXS <sup>M</sup> <sub>25</sub> -□R	Width across flats 16
CXS <sup>M</sup> <sub>32</sub> -□R	Width across flats 19

(mm)

Symbol	KK						SS						Z						ZZ								
	10	20	30	40	50	75	100	10	20	30	40	50	75	100	10	20	30	40	50	75	100	10	20	30	40	50	75
CXS <sup>M</sup> <sub>20</sub> -□R					22		27	22	100	110	120	130	140	170	190	40			60	80	124	134	144	154	164	194	214
CXS <sup>M</sup> <sub>25</sub> -□R	24.5		29.5		24.5		107	117	132	142	147	172	197			40			60	80	131	141	156	166	171	196	221
CXS <sup>M</sup> <sub>32</sub> -□R			29		34	49	122	132	142	152	162	192	232			50		70	90	152	162	172	182	192	222	262	



SEE INSIDE FRONT COVER FOR  
DETAILS OF YOUR LOCAL SALES OFFICE



FOR FURTHER TECHNICAL  
DETAILS ON THIS  
PRODUCT REQUEST  
CATALOGUE REFERENCE  
E227-A