


## PCB terminal block - PTDA 1,5/16-3,5 - 1725094

Please be informed that the data shown in this PDF Document is generated from our Online Catalog. Please find the complete data in the user's documentation. Our General Terms of Use for Downloads are valid (<http://phoenixcontact.com/download>)



PCB terminal block, Nominal current: 13.5 A, Nom. voltage: 240 V, Pitch: 3.5 mm, Number of positions: 16, Connection method: Spring-cage connection, Mounting: Soldering, Conductor/PCB connection direction: 45 °, Color: green


The figure shows a 10-position version of the product

### Why buy this product

- Large terminal block capacity with compact dimensions
- 3.5 mm pitch
- Attractive design for connection at a glance
- Spring-cage double connection with direct plug-in technology with a release button
- Plug with optional mechanical coding
- Optional color coding



### Key commercial data

Packing unit	50 pc
Minimum order quantity	50 pc
GTIN	 4 046356 129091
Weight per Piece (excluding packing)	17.2 g
Custom tariff number	85369010
Country of origin	Poland
Note	Made to Order (non-returnable)

### Technical data

#### Dimensions

Pitch	3.5 mm
Dimension a	52.5 mm
Pin dimensions	1,0 x 0,4
Pin spacing	3.5 mm
Hole diameter	1.3 mm

#### General

# PCB terminal block - PTDA 1,5/16-3,5 - 1725094

## Technical data

### General

Range of articles	PTDA 1,5/
Insulating material group	I
Rated surge voltage (III/3)	2.5 kV
Rated surge voltage (III/2)	2.5 kV
Rated surge voltage (II/2)	2.5 kV
Rated voltage (III/3)	200 V
Rated voltage (III/2)	240 V
Rated voltage (II/2)	400 V
Connection in acc. with standard	EN-VDE
Nominal current $I_N$	13.5 A
Nominal cross section	1.5 mm <sup>2</sup>
Maximum load current	13.5 A
Insulating material	PA
Solder pin surface	Sn
Inflammability class according to UL 94	V0
Stripping length	10 mm
Number of positions	16

### Connection data

Conductor cross section solid min.	0.2 mm <sup>2</sup>
Conductor cross section solid max.	1.5 mm <sup>2</sup>
Conductor cross section stranded min.	0.2 mm <sup>2</sup>
Conductor cross section stranded max.	1.5 mm <sup>2</sup>
Conductor cross section stranded, with ferrule without plastic sleeve min.	0.5 mm <sup>2</sup>
Conductor cross section stranded, with ferrule without plastic sleeve max.	1.5 mm <sup>2</sup>
Conductor cross section stranded, with ferrule with plastic sleeve min.	0.5 mm <sup>2</sup>
Conductor cross section stranded, with ferrule with plastic sleeve max.	0.5 mm <sup>2</sup>
Conductor cross section AWG/kcmil min.	24
Conductor cross section AWG/kcmil max	16
2 conductors with same cross section, solid min.	0.2 mm <sup>2</sup>
2 conductors with same cross section, solid max.	1.5 mm <sup>2</sup>
2 conductors with same cross section, stranded min.	0.2 mm <sup>2</sup>
2 conductors with same cross section, stranded max.	1.5 mm <sup>2</sup>
2 conductors with same cross section, stranded, ferrules without plastic sleeve, min.	0.5 mm <sup>2</sup>
2 conductors with same cross section, stranded, ferrules without plastic sleeve, max.	1.5 mm <sup>2</sup>
2 conductors with same cross section, stranded, TWIN ferrules with plastic sleeve, min.	0.5 mm <sup>2</sup>

# PCB terminal block - PTDA 1,5/16-3,5 - 1725094

## Technical data

### Connection data

2 conductors with same cross section, stranded, TWIN ferrules with plastic sleeve, max.	0.5 mm <sup>2</sup>
---	---------------------

## Classifications

### eCl@ss

eCl@ss 4.0	272607xx
eCl@ss 4.1	27141109
eCl@ss 5.0	27141190
eCl@ss 5.1	27141190
eCl@ss 6.0	27261101
eCl@ss 7.0	27440401
eCl@ss 8.0	27440401

### ETIM

ETIM 3.0	EC001121
ETIM 4.0	EC002643
ETIM 5.0	EC002643

### UNSPSC

UNSPSC 6.01	30211801
UNSPSC 7.0901	39121432
UNSPSC 11	34131203
UNSPSC 12.01	39121432
UNSPSC 13.2	39121432

## Approvals

### Approvals

---

#### Approvals

UL Recognized / VDE Gutachten mit Fertigungsüberwachung / cUL Recognized / CCA / IECCEB Scheme / EAC / cULus Recognized

---

#### Ex Approvals

---

#### Approvals submitted

---

#### Approval details

# PCB terminal block - PTDA 1,5/16-3,5 - 1725094

## Approvals

UL Recognized

		B	C	D
mm <sup>2</sup> /AWG/kcmil	24-16	24-16	24-16	
Nominal current I <sub>N</sub>	12 A	12 A	10 A	
Nominal voltage U <sub>N</sub>	300 V	150 V	300 V	

VDE Gutachten mit Fertigungsüberwachung

mm <sup>2</sup> /AWG/kcmil	0.2-1.5
Nominal current I <sub>N</sub>	17.5 A
Nominal voltage U <sub>N</sub>	130 V

cUL Recognized

		B	C	D
mm <sup>2</sup> /AWG/kcmil	24-16	24-16	24-16	
Nominal current I <sub>N</sub>	12 A	12 A	10 A	
Nominal voltage U <sub>N</sub>	300 V	150 V	300 V	

CCA

mm <sup>2</sup> /AWG/kcmil	0.2-1.5
Nominal current I <sub>N</sub>	17.5 A
Nominal voltage U <sub>N</sub>	130 V

IECEE CB Scheme

mm <sup>2</sup> /AWG/kcmil	0.2-1.5
Nominal current I <sub>N</sub>	17.5 A
Nominal voltage U <sub>N</sub>	130 V

EAC

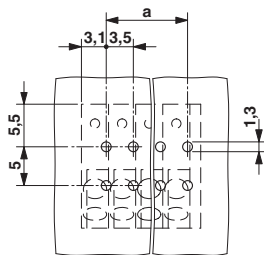
# PCB terminal block - PTDA 1,5/16-3,5 - 1725094

## Approvals

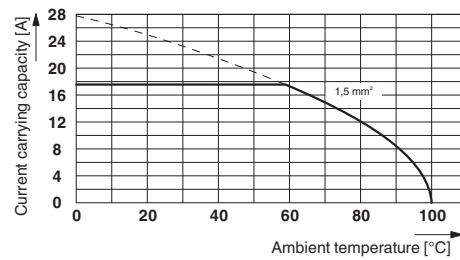
cULus Recognized US

## Drawings

Drilling diagram



Diagram



Derating diagram for 5 positions; reduction factor=0.8

Dimensioned drawing

