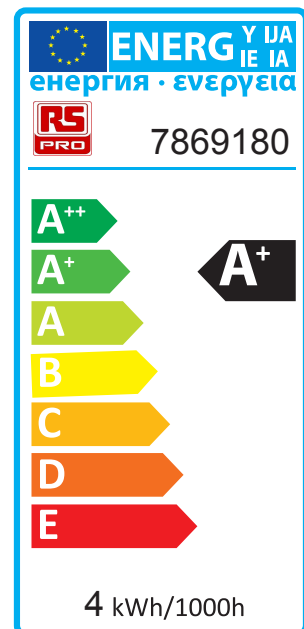


Essentials

Data sheet

LED Lamp G50

UK



G50 LED standard bulb

UK

Key Features

- 4W LED lamp as 25W GLS replacement
- E27 base
- 220-240V~ input voltage
- Non-dimmable
- Mercury free
- 2 years guarantee

Common Characteristics¹

Average lifetime: 25.000 h²
 Switching cycles
 (30s on, 30s off): 20.000 times
 Casing Material: Plastic.
 Starting time max.: < 0.5s
 Warm up time for 60% light: < 1s
 Power factor: > 0.40
 Mercury max.: 0.0mg
 Length: 93mm
 Diameter: 50mm
 Weight: 37g

Characteristics Range¹

Input power: 4W
 Luminous flux: 240lm

RS Article No.	Color temperature
7869180	3000 K = Warm white
7869184	4000 K = Cool white
7869193	6500 K = Day white

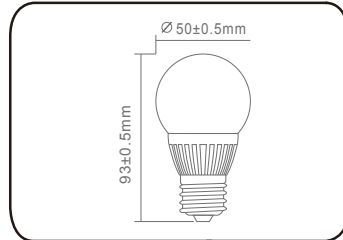
CRI: ≥ 80

¹ Typical values.

All the technical parameters apply to the entire lamp. In view of the complex manufacturing process for light emitting diodes, the typical values given above for the technical LED parameters are merely statistical values that do not necessarily correspond to the actual technical parameters of an individual product; individual products may vary from the typical values.

² The lifetime is estimated at room temperature(25 C), free air burning, base up burning position and at rated voltage. To achieve a full lifetime a good heat exchange for the electronic components is required.

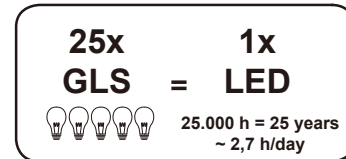

Technical Drawing



Lamp Conformity

2004/108/EC
 Electromagnetic compatibility(EMC)
 EN55015/A2:2009
 Limits and methods of measurement of radio disturbance.
 EN61547:2009
 Electromagnetic compatibility immunity requirements.
 EN61000-3-2/A2:2009
 Electromagnetic compatibility - Limits for harmonic current emission.
 EN61000-3-3:2008
 Electromagnetic compatibility - Limitation of voltage changes, voltage fluctuations, flicker in public low voltage supply systems.
 2006/95/EC
 Electrical equipment designed for use within certain voltage limits.
 EN60968/A2:1999
 Self ballasted lamps for general lighting services - Safety requirement.
 IEC62560:2011
 Self ballasted LED-lamps for general lighting services by voltage >50V-Safety
 EN62471:2008
 Photobiological safety of lamps and lamp systems
 EN62493: 2010
 Assessment of lighting equipment related to human exposure to electromagnetic fields (EMF)
 2011/65/EU
 Restriction of the use of certain hazardous substances in electrical and electronic equipment (RoHS II)

Equivalent



Proper Use

Suitable for indoor use.
 For outdoor applications and operation in damp locations special approved fixture are required.
 Operating temperature range between -15 C and 40 C.

Application

Household luminaires
 Hotels
 Hospitals
 Office space

Caution

Please take the time to read this installation guide. The guide contains important information and notes regarding the installation and operation.

DISCLAIMER:

We disclaims liability for any direct, indirect or incidental damages in case of installation performed either not according to this guide or not performed by a professional electrician.

Safety instruction

Always switch off the power supply before replacing. Only to apply in dry indoor usage and environments, outdoor applications requires an IP rated fixtures. Do not change the structure or an components of the LED lamp to ensure safety. Please read the installation instruction very carefully and follow the wiring instructions to ensure safety.