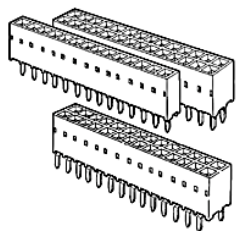


**76341-327LF - DUBOX™ : 27  
Position PCB Mounted  
Receptacle Through Mount,  
Top Entry, Single Row**



[www.fci.com](http://www.fci.com)

## Mating Half

77311-101-27LF

## Specifications

### General

<b>Hold Down Style</b>	No Locating Pegs
<b>Number of contacts (per row)</b>	27
<b>Number of contacts (Total)</b>	27
<b>Number of rows</b>	1
<b>Orientation</b>	Vertical
<b>Packaging</b>	Tube
<b>Mating half</b>	Mates with 0.64 mm (0.025 in.) Square pins.
<b>Series Number</b>	76341

### Dimensional

<b>Thickness (Board)</b>	1.6 mm (0.062 in.) or 2.36 mm (0.093 in.)
<b>Footprint (Board)</b>	2.54 mm x 2.54 mm (0.1 in. x 0.1 in.)

### Electrical

<b>Current rating</b>	3A max. per Contact/2A max. per Contact for Full Load
<b>Resistance (Contact)</b>	15 milli ohms Initial, 20 milli ohms After test
<b>Resistance (Insulation)</b>	100000 M-ohms
<b>Voltage rating</b>	1000V rms

### Mechanical

<b>Insertion force</b>	1.50N (150 gf) per Contact
<b>Withdrawal Force</b>	0.3N (30 gf) min. per Contact

### Mounting

<b>Solder process</b>	Compatible with Wave Soldering Processes
-----------------------	--

### Physical

<b>Color (Housing)</b>	Blue
<b>Material (Contact)</b>	Phosphor Bronze
<b>Material (Housing)</b>	Glass - Filled Thermoplastic Polyester
<b>Plating (Contact area)</b>	0.76 µm (30 µin.) Gold

<b>Plating (Tail)</b> <b>Underplating (Contact)</b>	2.54 $\mu\text{m}$ (100 $\mu\text{in.}$ ) Tin 1.27 $\mu\text{m}$ (50 $\mu\text{in.}$ ) Nickel
<b>Flammability rating</b>	UL 94 V-0
<b>Temperature (Range)</b>	-65 °C to +125 °C
<b>Approvals / Certifications</b>	
<b>UL File Number</b>	E66906
<b>CSA File Number</b>	LR46923
<b>Approvals / Certifications</b>	UL and CSA Approved

PRODUCT NUMBER  
76341-YXXXXLF

WHEN NEEDED, SUFFIX LETTER "LF"  
INDICATES THE PRODUCT IS RoHS  
COMPATIBLE, SEE NOTE 5.

OPTIONAL LETTER  
H: HIGH TEMPERATURE PRODUCT.

NUMBER OF POSITIONS: 02 TO 50.

PLATING CODE

3= 0.76µm GOLD ON CONTACT AREA.

3.81µm TIN-LEAD ON TAIL.

4= 5µm TIN-LEAD ON CONTACT AREA.

3.81µm TIN-LEAD ON TAIL.

WHEN SUFFIX "LF" IS REQUIRED, 2µm MIN MATTE  
TIN OVER 1.27 MIN Ni IS SUPPLIED INSTEAD OF SnPb.

NOTES:

- 1 - HOUSING MAT'L: THERMOPLASTIC GLASS FILLED  
FLAME RETARDANT PER UL 94 V-0  
LOW TEMPERATURE: COLOR BLUE  
HIGH TEMPERATURE: COLOR GREY.
- 2 - TERMINAL MATERIAL: PHOSPHOR BRONZE.
- 3 - 2 UP TO 4 POSITIONS PRODUCT PACKED IN PLASTIC BOX.  
5 UP TO 50 POSITIONS PRODUCT PACKED IN TUBE.

4 - TO DETERMINE DIMENSIONS:

N = NUMBER OF POSITIONS

EXAMPLE: 8 POS:  $(N \times 2.54) - 0.08 = 20.24$  mm

5 - RoHS COMPATIBLE PRODUCT SPECIFICATIONS

a - PLATING:

- "LF" MEANS THE PRODUCT IS LEAD-FREE,  
2µm MINIMUM MATTE TIN OVER 1.27µm  
MINIMUM NICKEL UNDERPLATE.

b - MANUFACTURING PROCESS COMPATIBILITY

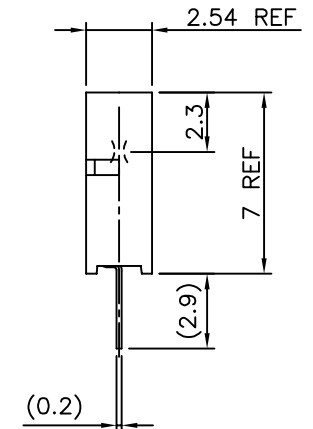
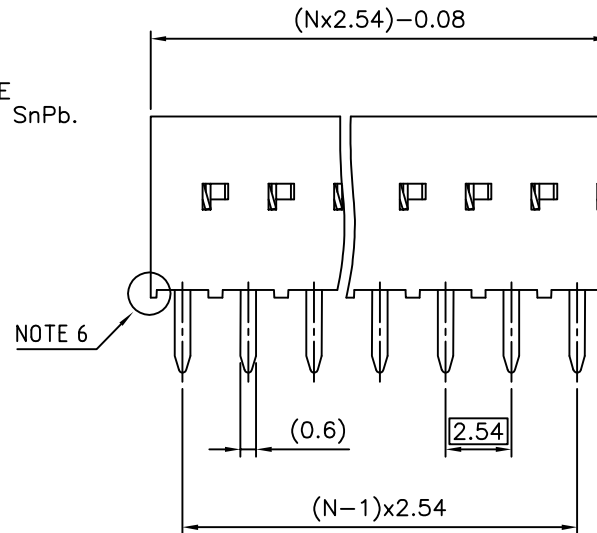
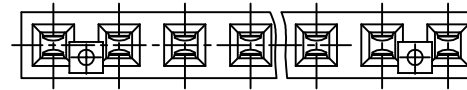
- THE HOUSING WILL WITHSTAND EXPOSURE TO  
260°C ±5°C SOLDER BATH TEMPERATURE FOR  
5 SECONDS IN A WAVE SOLDER APPLICATION  
WITH A 1.6mm MIN THICK CIRCUIT BOARD.

c - LABELING:

- MEETS PACKAGING SPECS AS PER GS-14-920

d - LEGAL STATEMENT: SEE GS-22-008

6 - END STAND-OFFS FOR 1x2 UP TO 1x5 POS  
NO END STAND-OFFS FOR 1x6 UP TO 1x50 POS



mat'l. code SEE NOTES		surface ISO 1302	tolerance ISO 406 ISO 1101	projection mm	product family DUBOX
ltr	ecn no	dr	date	tolerances unless otherwise specified	title
P	F11-0043	JCO	12.02.22	angles linear ±0.3	BtB RECEPT. VERT SR TMT
J	F80115	PNZ	98.01.22	±2°	scale 5:1
K	F10110	GCO	01.01.16	dr	D LEGRAND 04.09.27
L	F03-0284	DLE	03.10.07	enfr	P NIZZI 04.09.27
M	F04-0347	DLE	04.09.27	chr	D LEGRAND 04.09.27
N	F06-0204	DLE	06.06.20	appd	P NZ 04.09.27
sheet	revision	P	B		
index	sheet	1	2		



1

2

A

A

B

B

C

C

D

D

form: A4

1

2

Fcconnect.com

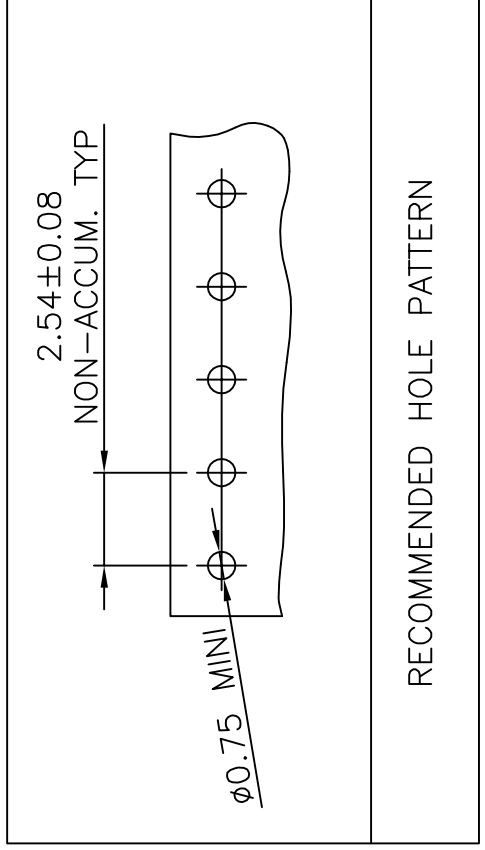


PDM: Rev:P

STATUS: Released

Printed: Mar 20, 2012

Copyright FCJ



mat'l. code		SEE SHEET 1		surface		tolerance		projection		product family	
lfr		ecn no		ISO 1302		ISO 406 ISO 1101				DUBOX	
dr		date		tolerances unless otherwise specified		otherwise specified		mm		title	
A		F04-0347 DLE		±0.3		linear		scale 5:1		BtB RECEIPT. VERT SR TMT	
B		F06-0204 DLE		±2°						dwg no	
				dr		D LEGRAND				sheet 2 of 2 size	
				engr		P NIZZI				76341 A4	
				chr		D LE				type	
				appd		P NZ				CUSTOMER Drawing	
sheet		revision									
index		sheet									