

Base strip - MC 1,5/10-GL-3,5 THT - 1961672

Please be informed that the data shown in this PDF Document is generated from our Online Catalog. Please find the complete data in the user's documentation. Our General Terms of Use for Downloads are valid (<http://phoenixcontact.com/download>)




Header, Nominal current: 8 A, Rated voltage (III/2): 160 V, Number of positions: 10, Pitch: 3.5 mm, Color: black, Contact surface: Tin, Mounting: SMD/THT/THR, Two-in-one – Pin strips must always be made up of a left (L) and a right (R) segment. Please allow for the corresponding counterpart from the accessories to complete the THR pin strip. User information and design recommendations on Through Hole Reflow Technology can be found at: "Downloads".

The illustration shows an 8-position version



Key commercial data

Packing unit	50 pc
Minimum order quantity	50 pc
GTIN	 4 017918 915957
Weight per Piece (excluding packing)	2.12 g
Custom tariff number	85366990
Country of origin	Germany
Note	Made to Order (non-returnable)

Technical data

Dimensions

Length	9.2 mm
Height	7.25 mm
Pitch	3.5 mm
Dimension a	31.5 mm
Pin dimensions	0,8 x 0,8 mm
Pin spacing	3.50 mm
Hole diameter	1.4 mm

General

Range of articles	MC 1,5/...-GL-THT
Insulating material group	IIIa
Rated surge voltage (III/3)	2.5 kV
Rated surge voltage (III/2)	2.5 kV
Rated surge voltage (II/2)	2.5 kV

Base strip - MC 1,5/10-GL-3,5 THT - 1961672

Technical data

General

Rated voltage (III/3)	160 V
Rated voltage (III/2)	160 V
Rated voltage (II/2)	250 V
Connection in acc. with standard	EN-VDE
Nominal current I _N	8 A
Maximum load current	8 A (per position)
Insulating material	PA
Inflammability class according to UL 94	V0
Color	black
Number of positions	10

Classifications

eCl@ss

eCl@ss 4.0	272607xx
eCl@ss 4.1	27260701
eCl@ss 5.0	27260701
eCl@ss 5.1	27260701
eCl@ss 6.0	27260704
eCl@ss 7.0	27440402
eCl@ss 8.0	27440402

ETIM

ETIM 3.0	EC001121
ETIM 4.0	EC002637
ETIM 5.0	EC002637

UNSPSC

UNSPSC 6.01	30211810
UNSPSC 7.0901	39121409
UNSPSC 11	39121409
UNSPSC 12.01	39121409
UNSPSC 13.2	39121409

Approvals

Approvals

Approvals

UL Recognized / cUL Recognized / cULus Recognized

Base strip - MC 1,5/10-GL-3,5 THT - 1961672

Approvals

Ex Approvals

Approvals submitted

Approval details

UL Recognized		
	B	D
Nominal current IN	8 A	8 A
Nominal voltage UN	300 V	300 V

cUL Recognized		
	B	D
Nominal current IN	8 A	8 A
Nominal voltage UN	300 V	300 V

cULus Recognized		
------------------	--	--

Accessories

Accessories

Coding element

Coding profile - CP-MSTB - 1734634

Coding profile, is inserted into the slot on the plug or inverted header, red insulating material



Labeled terminal marker

Base strip - MC 1,5/10-GL-3,5 THT - 1961672

Accessories

Marker card - SK 3,81/2,8:FORTL.ZAHLEN - 0804109



Marker card, Card, white, labeled, Horizontal: Consecutive numbers 1 - 10, 11 - 20, etc. up to 91 - (99)100, Mounting type: Adhesive, for terminal block width: 3.81 mm, Lettering field: 3.81 x 2.8 mm

Marker card - SK 3,81/2,8:FORTL.ZAHLEN - 0804109



Marker card, Card, white, labeled, Horizontal: Consecutive numbers 1 - 10, 11 - 20, etc. up to 91 - (99)100, Mounting type: Adhesive, for terminal block width: 3.81 mm, Lettering field: 3.81 x 2.8 mm

Marker card - SK 3,5/2,8:FORTL.ZAHLEN - 0804073



Marker card, Card, white, labeled, Horizontal: Consecutive numbers 1 - 10, 11 - 20, etc. up to 91 - 99, Mounting type: Adhesive, for terminal block width: 3.5 mm, Lettering field: 3.5 x 2.8 mm

Marker pen

Marker pen - B-STIFT - 1051993



Marker pen, for manual labeling of unprinted Zack strips, smear-proof and waterproof, line thickness 0.5 mm

Coding profile - CP-MSTB NAT HT - 1954359



Coding profile, prior to reflow soldering it is inserted in the groove on the plug and header, made from high-temperature-resistant beige insulation material

Base strip - MC 1,5/10-GL-3,5 THT - 1961672

Accessories

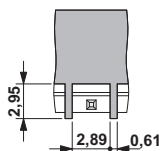
Coding profile - CP-MSTB NAT HT - 1954359



Coding profile, prior to reflow soldering it is inserted in the groove on the plug and header, made from high-temperature-resistant beige insulation material

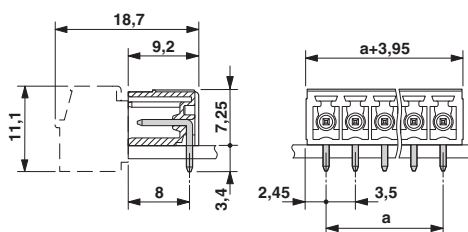
Drawings

Drilling diagram



Space, solder paste

Dimensioned drawing



Drilling diagram

