Terminal blocks spring connection

for sensors/actuators

DIN 3

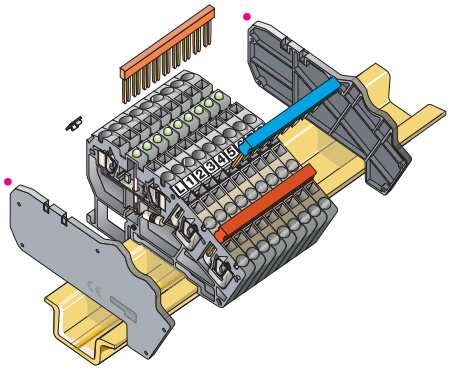

- *To obtain finger safety (IP20) for a terminal block assembly with a comb type jumper bar, it is necessary to put one end section on each side of the terminal block assembly.*

End stop	th. 9,0 mm	**BADL V0**	**0199 408.02**
Rail	35 x 7,5 x 1	**PR3Z2**	**0174 300.17**
Rail	35 x 15 x 2,3	**PR4**	**0168 500.12**
Rail	35 x 15 x 1,5	**PR5**	**0168 700.22**

Other rails : See Accessories section

Notes

** Entrelec spring connection terminal blocks comply with IEC 947 - 1 standard for 1.5 mm² rated wire size.*
Our spring terminal blocks can also be connected to 2.5 mm² wires.

One wire per spring.
UL 94 V0 material

Accessories

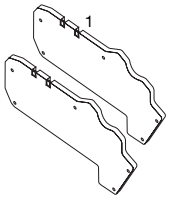



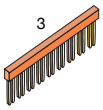

1	End section	grey
2	Comb type jumper bar	
3	Jumper bar *IP20 - 24 A*	orange
R	See section on markers marking method	

D 2,5/5 C3.L

Spacing 5 mm +0,05 *(.198")*

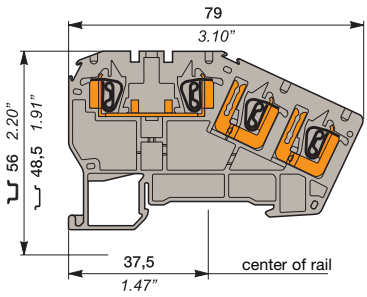

Color	Type	Part numbers
Grey	**D 2,5/5 C3.L**	**0290 350.21**

Characteristics

Wire size

	IEC NFC VDE	UL pending	CSA pending
Solid wire	0,14-2,5 mm² *	26-16 AWG	26-16 AWG
Stranded wire	0,14-2,5 mm² *	26-16 AWG	26-16 AWG
With isolated ferrule	0,5-2,5 mm² *		

Voltage

Rated	300 V	300 V	300 V
Pulse	4 KV		
Pollution degree	3		

Current

Rated	17,5 A	10 A	10 A

Wire size

Rated / Gauge	1,5 mm²/A1	16 AWG	16 AWG

Wire stripping length	Recomm. Screwdriver	Recomm. torque	Protection
9,5 mm	3,5 mm		IP20 •
.37"	*.14"*		*NEMA 1*

Type			Part numbers
FED5.C3.L	End section Kit (right + left) - th. 5 mm		**0290 358.25**
PC5.34	Blue	34 poles	**0290 365.14**
PC5.34	Red	34 poles	**0290 366.15**
PC5.34	Green/Yellow	34 poles	**0290 367.16**
BJDL5.2	V0	2 poles	**0291 102.23**
BJDL5.3	V0	3 poles	**0291 103.24**
BJDL5.4	V0	4 poles	**0291 104.25**
BJDL5.5	V0	5 poles	**0291 105.26**
BJDL5.6	V0	6 poles	**0291 106.27**
BJDL5.7	V0	7 poles	**0291 107.20**
BJDL5.8	V0	8 poles	**0291 108.01**
BJDL5.9	V0	9 poles	**0291 109.02**
BJDL5.10	V0	10 poles	**0291 110.26**

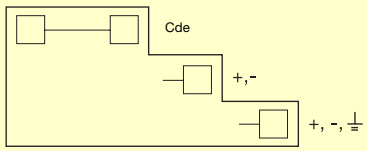

D 2,5/5 C3.L.L

Spacing 5 mm +0,05 *(.198")*

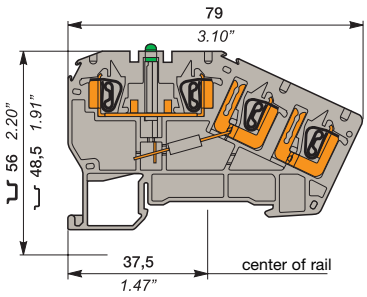

Block for sensors/actuators with bidirectional green LED 24V=

Color	Type	Part numbers
Grey-green LED	**D 2,5/5 C3.L.L**	**0290 352.17**
Grey-red LED	**D 2,5/5 C3.L.L**	**0290 369.20**

Characteristics

Wire size

	IEC NFC VDE	UL pending	CSA pending
Solid wire	0,14-2,5 mm² *	26-16 AWG	26-16 AWG
Stranded wire	0,14-2,5 mm² *	26-16 AWG	26-16 AWG
With isolated ferrule	0,5-2,5 mm² *		

Voltage

Rated	300 V	300 V	300 V
Pulse	4 KV		
Pollution degree	3		

Current

Rated	17,5 A	10 A	10 A

Wire size

Rated / Gauge	1,5 mm²/A1	16 AWG	16 AWG

Wire stripping length	Recomm. Screwdriver	Recomm. torque	Protection
9,5 mm	3,5 mm		IP20 •
.37"	*.14"*		*NEMA 1*

Type			Part numbers
FED5.C3.L	End section Kit (right + left) - th. 5 mm		**0290 358.25**
PC5.34	Blue	34 poles	**0290 365.14**
PC5.34	Red	34 poles	**0290 366.15**
PC5.34	Green/Yellow	34 poles	**0290 367.16**
BJDL5.2	V0	2 poles	**0291 102.23**
BJDL5.3	V0	3 poles	**0291 103.24**
BJDL5.4	V0	4 poles	**0291 104.25**
BJDL5.5	V0	5 poles	**0291 105.26**
BJDL5.6	V0	6 poles	**0291 106.27**
BJDL5.7	V0	7 poles	**0291 107.20**
BJDL5.8	V0	8 poles	**0291 108.01**
BJDL5.9	V0	9 poles	**0291 109.02**
BJDL5.10	V0	10 poles	**0291 110.26**

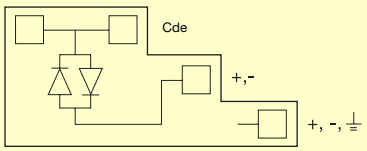

Example for 8 connection wiring

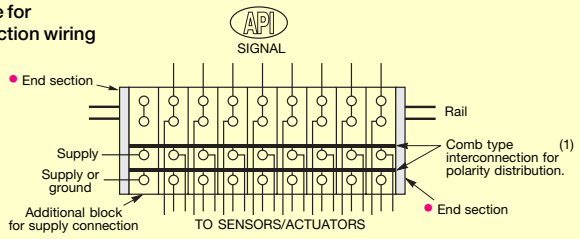

(1) 34 poles and easily divisible

RC55 ⑤