

Z Series Digital Temperature Controller
Micro Controller PXG Series



- **Auto manual operation with A/M key**
- **Universal process value input**
- **Motorized valve control**
 - Position feed back
 - Servo control
- **Smart ramp-soak**
 - Profile recovery
 - Profile cycling
 - Delayed start
 - PV start
 - 4 patterns, max 32 segments/program
 - Guaranteed soak
- **Password function**
- **Alarm Flicker function**

PXG

200ms sampling cycle and $\pm 0.3\%$ FS

Model: PXG



Universal process value input

- Resistance bulb Pt100,
- Thermocouple (J,K,R,B,S,T,N,PL-II)
- DC voltage (1-5V,0-5V, 0-10V,2-10V,0-100mV)

Remote-SV input

DC voltage (1-5V,0-5V)

Position feedback input

100ohms to 2.5k ohms

Digital input (Max 5 points)

Transmitter power supply (PXG9 only)

PV/SV light out

Control-output (5types)

- Relay contact
- SSR/SSC drive
- DC0-20mA/DC4-20mA
- DC0-5V/1-5V/0-10V/2-10V
- Motor-operated valve manipulating

Digital output

Relay contact : 3 points

Open collector: 2 points

RS485 modbus communication function

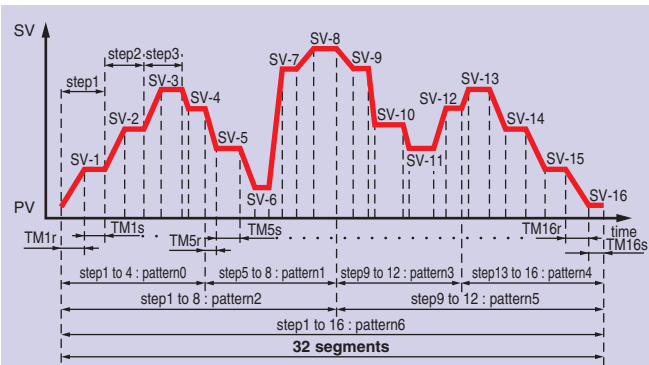
communication speed: Max. 19200bps

PC loader interface and software through RS-232C Communication

PID palette (for 8 combinations)

Smart Ramp-soak

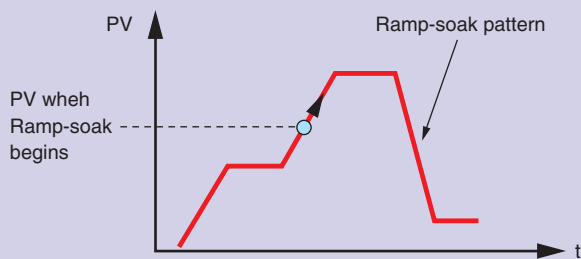
1 Maximum 32 segments/program (Increasing from 8 steps to 16 steps)



- The number of steps has been increased from 8 to 16.
- 16 steps can be used in 7 patterns.
 ptn0:step1 to 4, ptn1:step5 to 8,
 ptn2:step1 to 8, ptn3:step9 to 12
 ptn4:step13 to 16, ptn5:step9 to 16
 ptn6:step1 to 16

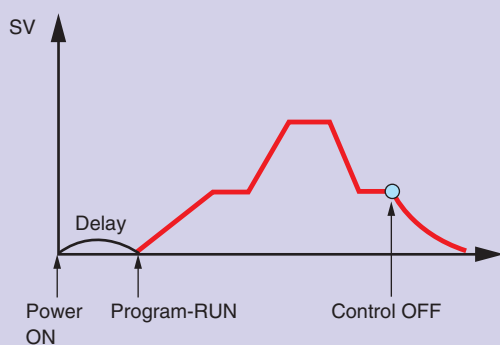
3 PV start

- When beginning ramp soak, Controller searches for the starting Program-SV the equal PV. Then, ramp soak will begin to run from the first detected point.



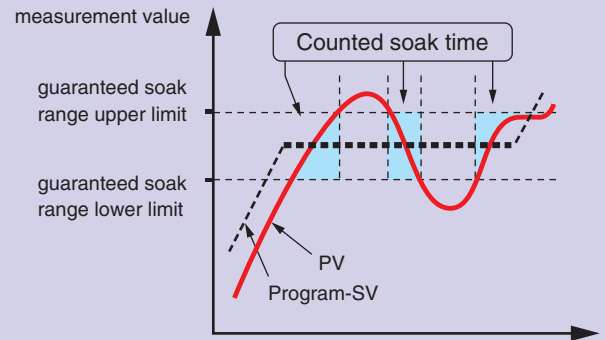
5 Delayed start function

This function is useful for manufacturing process.



2 Guaranteed soak

This function guaranteed the soak time. Only soak time within the specified range of temperature for SV is counted towards soak time.



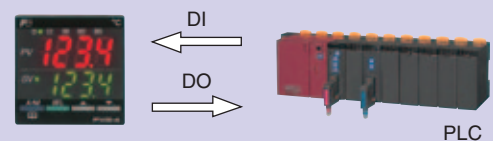
4 Continuous mode

- You can select the restart mode of Ramp-soak when the power failure returns.

TYPE	Action
Reset	Ramp soak will Reset.
Continuous	Ramp soak will restart from the Time when blacking out.
Initial start	When main power is restored ramp/soak start from first segment of selected pattern.

6 Abundant digital inputs

5 digital inputs are available. This function is useful combination with PLC and timer and so on.



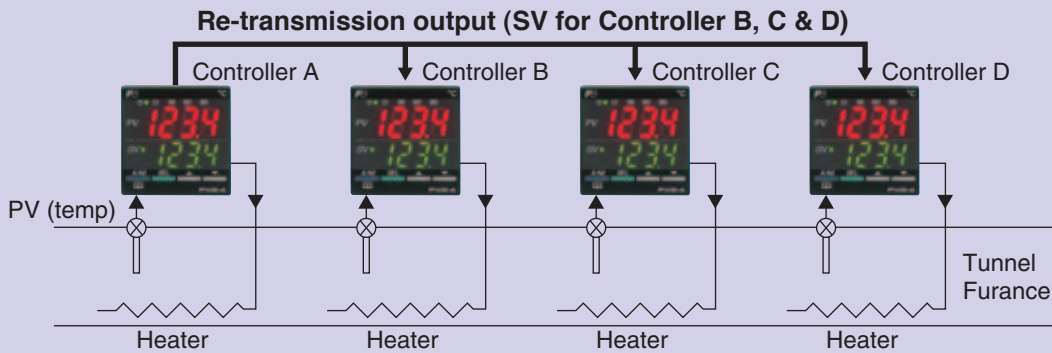
DI	
	OFF
	RUN
	HOLD
	A/M
	AT

DO	
	G. S.
	END
	Seg 3
	Seg 5
	Seg 9

Application example

1 Re-Transmission Output

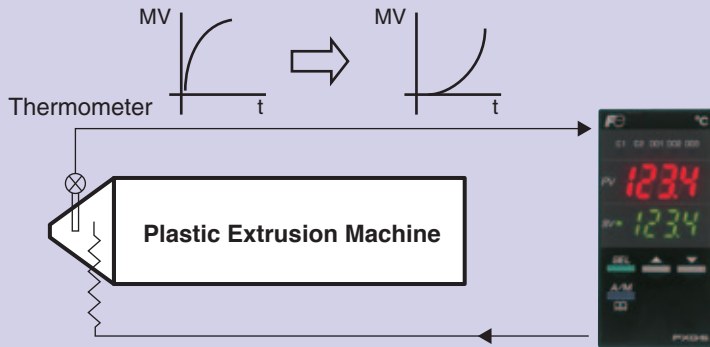
Averaging Temperature in Furnace



The PV of Controller A shall be treated as SV for other controller B, C & D so that the temperature in tunnel furnace can be equalized.

2 Soft Start Function

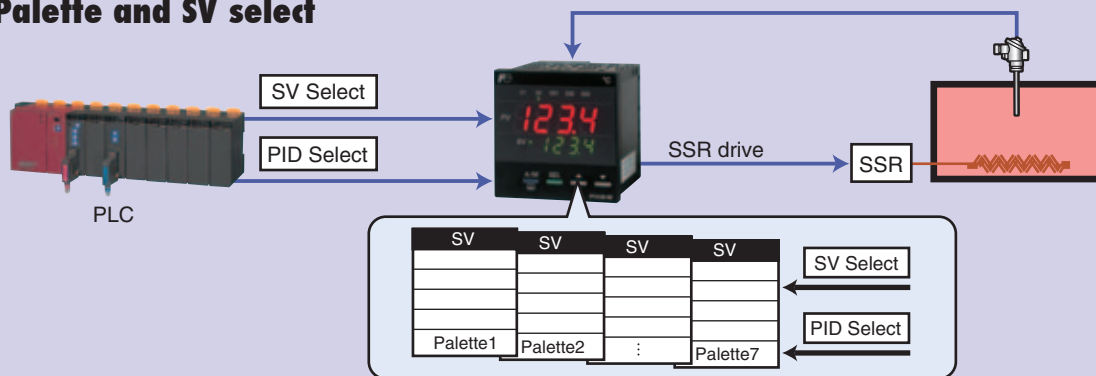
Plastic Extrusion Machine



To protect nozzle material at turning on power of the machine, immediate heating the nozzle shall be with soft start function.

3 PID palette

PID Palette and SV select

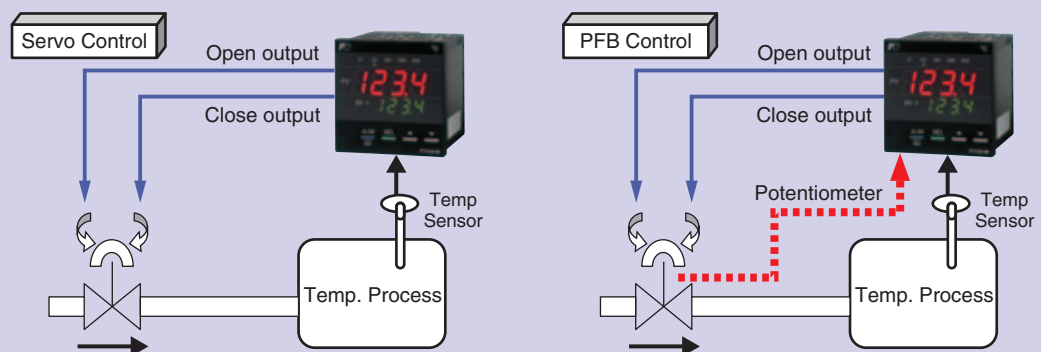


4 Servo control and PFB control

PXG is available for both Servo control and position feedback (PFB) control.

ex. Combustion control.

(Burner and Boiler)



Specifications

General	Size and Mass	48x48x78.8mm, 0.2kg 48x96x80mm , 0.3kg 96x96x81.5mm, 0.3kg
	Power supply	AC100(-15%) - 240V(+10%), 50/60Hz AC 24V(±10%), DC24V(±10%), 50/60Hz
	Power consumption	12VA or Less
	External terminal	Screw terminal (M3)
Input	Measuring value input	Sampling cycle : 200ms (300ms at position feedback control) Input type : Universal input, thermocouple, resistance bulb mV, voltage, current
	Digital input	Number of input : Up to 5 points (up to 3 points for motor-operated valve manipulating output)
Function	Control method	PID control with 8 palette Motor-operated valve control with/without position feedback
	Control mode	Auto/Manual/Remote
	Alarm output	Up to 5 points
	Memory back-up	by non-volatile memory
Indication	Accuracy	±0.3%FS
	PV indicator	LED 7 segments 4 digit (Red color)
	SV indicator	LED 7 segments 4 digit (Green color)
	Indication status	6 indicator lamps
output	Control output	Up to 2 points (heating and cooling control if 2 points) 1. Relay contact output Contact structure : 1 NO (SPST) contact Contact rating : AC220V/DC30V, 3A (Resistive load) AC220V/DC30V, 1A (Inductive load) 2. SSR/SSC drive output DC20V (DC18-24V)/Max current 20mA Load resistance : 850ohms MIN 3. DC0-20mA/DC4-20mA output Accuracy : ±5% FS Linearity : ±5% FS Load resistance : 600ohms MAX 4. Voltage output DC0-5V/DC1-5V/DC0-10V/DC2-10V 5. Motor-operated valve manipulating output Contact structure : 2 NO (SPST) contacts Contact rating : AC220V/DC30V, 1A Mechanical life : 20 million operations MIN Electrical life : 100,000 operations MIN Output interlock/Output interlock circuit : Provided Except for PXG4
	Re-transmission output	Current output : (DC0-20mA, DC4-20mA) Voltage output : (DC0-5V/DC1-5V/DC0-10V/DC2-10V) Output type : PV, SV, MV, DV, PFB
	Digital output	Number of outputs : Max.5 points Contact structure : 1 NO (SPST) contact/Open collector Contact rating : AC220V/DC30V, 1A/DC30V, 100mA
	Transmitter power supply For PXG9	DC24V(DC19.5-24V) Max current : 21.6mA, 400ohms
RS232C communication (Loader port interface)	Protocol	Modbus-RTU
	Speed	9600bps
RS485 communication(Optional)	Protocol	Modbus-RTU
	Speed	9600bps, 19200bps
Applied standards		UL, CE Mark

Outline Diagram and Panel Cut (Unit:mm)

Model	Outline	Panel Cut
<p>PXG4</p>		<p>Panel cutout size</p> <p>Side stick mounting (n units) (water-proof property is lost in this case)</p>
<p>PXG5</p>		<p>Panel cutout size</p> <p>Side stick mounting (n units) (water-proof property is lost in this case)</p>
<p>PXG9</p>		<p>Panel cutout size</p> <p>n units mounted</p>

 **Precautions for use**

To ensure temperature process safety in case of PXG's failure, fit a separate over-temperature protection unit to isolate the heating circuit.
Uncontrollability due to such failure may cause major accident.

Fuji Electric Co., Ltd.

International Sales Div.

Sales Group

Gate City Ohsaki, East Tower, 11-2, Osaki 1-chome,
Shinagawa-ku, Tokyo 141-0032, Japan

<http://www.fujielectric.com>

Phone: 81-3-5435-7280, 7281 Fax: 81-3-5435-7425

<http://www.fujielectric.com/products/instruments/>