

**Ordering number C11793_ANNA-40-4-S**

Family	Anna-40-4	FWHM	(simulated) 0
Type	Lens array	Efficiency	(simulated) 0 %
LED	Z5	cd/lm	-
Color	Clear	Gerber File	Available
Diameter	40 mm		
Height	10.7 mm		
Style	Round		
Optic Material	PMMA		
Holder Material	-		
Fastening	Glue, pin		
Status	Ready		

Ordering number C11794_ANNA-40-4-M

Family	Anna-40-4	FWHM	(simulated) 23
Type	Lens array	Efficiency	(simulated) 0 %
LED	Z5	cd/lm	-
Color	Clear	Gerber File	Available
Diameter	40 mm		
Height	10.7 mm		
Style	Round		
Optic Material	PMMA		
Holder Material	-		
Fastening	Pin, glue		
Status	Ready		

NOTE: The typical divergence will be changed by different color, chip size and chip position tolerance. The typical total divergence is the full angle measured where the luminous intensity is half of the peak value.



PRODUCT DATASHEET
Anna-40-4 series
last update 4/4/2012



GENERAL INFORMATION

- Product series especially designed & optimized for Z5 series of LEDs.
- Special care taken to make light distribution as uniform as possible.
- Lens material optical grade PMMA with high UV and temperature resistance. Allows use of high current and temperature conditions.

Please find more information about used material from below:

http://ledil.fi/sites/default/files/Documents/Technical/Material/PMMA%20N%20UL94_Yellow%20Card.pdf

<http://ledil.fi/sites/default/files/Documents/Technical/Material/PMMA%20N%20PLEXIGLAS-Datasheet.pdf>

D

C

B

A

4

4

3

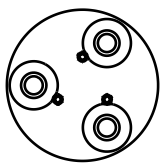
3

2

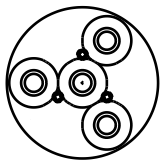
2

1

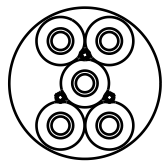
1



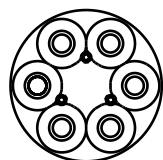
Anna-3



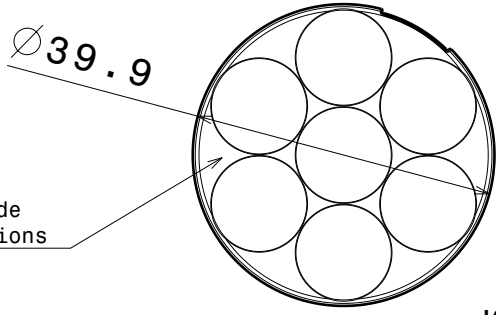
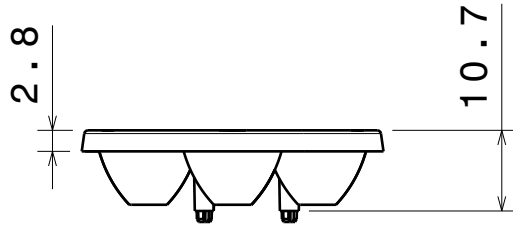
Anna-4



Anna-5

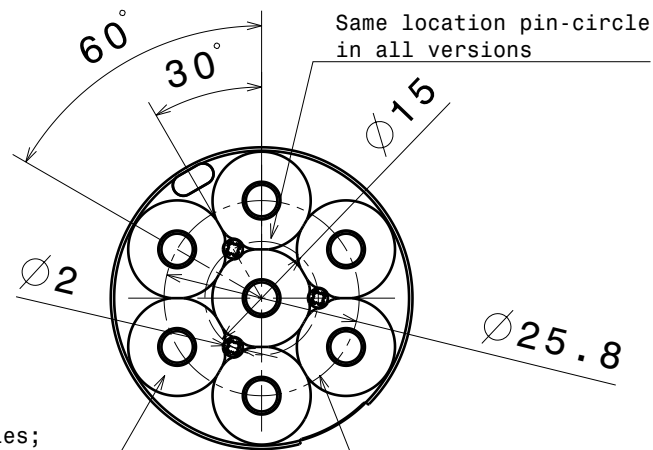
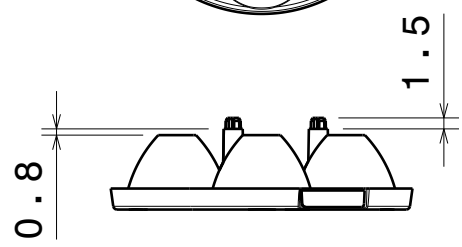


Anna-6



Anna-7

Same top side in all versions



Same location pin-circle in all versions

Number of cones varies; 3, 4, 5, 6 and 7pcs on bottom side depending the version.

Same led-circle in all versions

Material: PMMA

- Versions:
- Anna-3-S
 - Anna-3-M
 - Anna-3-W
 - Anna-4-S
 - Anna-4-M
 - Anna-4-W
 - Anna-5-S
 - Anna-5-M
 - Anna-5-W
 - Anna-6-S
 - Anna-6-M
 - Anna-6-W
 - Anna-7-S
 - Anna-7-M
 - Anna-7-W

This drawing is our property. It can't be reproduced or communicated without our written agreement.



L T F F e i n e i n

DRAWING TITLE Datasheet Anna40-series Lens

DRAWN BY p	DATE 12.10.2010
CHECKED BY s n	DATE 12.10.2010
DESIGNED BY hh	DATE 30.07.2010

SIZE A4	DRAWING NUMBER -	REV 1
SCALE 1:1	WEIGHT (g)	SHEET 1/1

D

A