


## Printed-circuit board connector - FMCD 1,5/14-ST-3,5 - 1738924

Please be informed that the data shown in this PDF Document is generated from our Online Catalog. Please find the complete data in the user's documentation. Our General Terms of Use for Downloads are valid (<http://phoenixcontact.com/download>)



Plug component, Nominal current: 8 A, Rated voltage (III/2): 160 V, Number of positions: 14, Pitch: 3.5 mm, Connection method: Spring-cage connection, Color: green, Contact surface: Tin


The figure shows a 10-pos. version with 20 contacts

### Why buy this product

- ✓ User-friendly actuation of the terminal point using a screwdriver
- ✓ Ultra-flat design height of just 7.8 mm
- ✓ Maximum contact and packing density in combination with double-level MCDN(V) 1,5 base strips
- ✓ Fast conductor connection thanks to Push-in spring-cage connection
- ✓ Wide range of possible combinations with all MC 1,5 base strips with 3.5 or 3.81 mm pitch
- ✓ Touch connection for voltage testing using a 1 mm Ø test pin



### Key commercial data

Packing unit	50 pc
Minimum order quantity	50 pc
GTIN	 4 046356 295222
Weight per Piece (excluding packing)	15.75 g
Custom tariff number	85366990
Country of origin	Germany
Note	Made to Order (non-returnable)

### Technical data

#### Dimensions

Length	22.9 mm
Height	16 mm
Pitch	3.5 mm
Dimension a	45.5 mm

#### General

Range of articles	FMCD 1,5/..-ST
-------------------	----------------

# Printed-circuit board connector - FMCD 1,5/14-ST-3,5 - 1738924

## Technical data

### General

Insulating material group	I
Rated surge voltage (III/3)	2.5 kV
Rated surge voltage (III/2)	2.5 kV
Rated surge voltage (II/2)	2.5 kV
Rated voltage (III/3)	160 V
Rated voltage (III/2)	160 V
Rated voltage (II/2)	320 V
Connection in acc. with standard	EN-VDE
Nominal current $I_N$	8 A
Nominal cross section	1.5 mm <sup>2</sup>
Maximum load current	8 A
Insulating material	PA
Inflammability class according to UL 94	V0
Internal cylindrical gage	A1
Stripping length	10 mm
Number of positions	14

### Connection data

Conductor cross section solid min.	0.2 mm <sup>2</sup>
Conductor cross section solid max.	1.5 mm <sup>2</sup>
Conductor cross section stranded min.	0.2 mm <sup>2</sup>
Conductor cross section stranded max.	1.5 mm <sup>2</sup>
Conductor cross section stranded, with ferrule without plastic sleeve min.	0.25 mm <sup>2</sup>
Conductor cross section stranded, with ferrule without plastic sleeve max.	1.5 mm <sup>2</sup>
Conductor cross section stranded, with ferrule with plastic sleeve min.	0.25 mm <sup>2</sup>
Conductor cross section stranded, with ferrule with plastic sleeve max.	0.75 mm <sup>2</sup>
Conductor cross section AWG/kcmil min.	24
Conductor cross section AWG/kcmil max	16
Minimum AWG according to UL/CUL	24
Maximum AWG according to UL/CUL	16

## Classifications

### eCl@ss

eCl@ss 4.0	272607xx
eCl@ss 4.1	27260701
eCl@ss 5.0	27260701
eCl@ss 5.1	27260701
eCl@ss 6.0	27260704
eCl@ss 7.0	27440402

# Printed-circuit board connector - FMCD 1,5/14-ST-3,5 - 1738924

## Classifications

### eCl@ss

eCl@ss 8.0	27440309
------------	----------

### ETIM

ETIM 3.0	EC001121
ETIM 4.0	EC002638
ETIM 5.0	EC002638

### UNSPSC

UNSPSC 6.01	30211810
UNSPSC 7.0901	39121409
UNSPSC 11	39121409
UNSPSC 12.01	39121409
UNSPSC 13.2	39121409

## Approvals

### Approvals


#### Approvals


UL Recognized / cUL Recognized / EAC / cULus Recognized

#### Ex Approvals

#### Approvals submitted

### Approval details

UL Recognized 		
	B	D
mm <sup>2</sup> /AWG/kcmil	24-16	24-16
Nominal current I <sub>N</sub>	8 A	8 A
Nominal voltage U <sub>N</sub>	150 V	150 V

cUL Recognized 		
	B	D
mm <sup>2</sup> /AWG/kcmil	24-16	24-16

# Printed-circuit board connector - FMCD 1,5/14-ST-3,5 - 1738924

## Approvals

	B	D
Nominal current $I_N$	8 A	8 A
Nominal voltage $U_N$	150 V	150 V

EAC

cULus Recognized 

## Drawings

Dimensioned drawing

