

Sensor/Actuator cable - SAC-3P- 2,0-PVC/BI B-L - 1404797

Please be informed that the data shown in this PDF Document is generated from our Online Catalog. Please find the complete data in the user's documentation. Our General Terms of Use for Downloads are valid (<http://phoenixcontact.com/download>)



Sensor/Actuator cable, 3-position, PVC, Black RAL 9005, free cable end, on Valve connector BI (11 mm), Cable length: 2 m

Why buy this product

- Easy and safe: 100% electrically tested plug-in components
- Robust valve connector without protective circuit
- Our PVC cable for average mechanical strain



Key commercial data

| | |
|----------------------|---------------------|
| Packing unit | 1 |
| GTIN | 4 046356 726313 |
| Custom tariff number | 85444290 |

Technical data

Dimensions

| | |
|-----------------|-----|
| Length of cable | 2 m |
|-----------------|-----|

Ambient conditions

| | |
|---------------------------------|-------------------------------|
| Ambient temperature (operation) | -20 °C ... 85 °C (valve plug) |
| Degree of protection | IP65 |
| | IP67 |
| | IP68 |

General

| | |
|------------------------------|----------|
| Rated current at 40 °C | 6 A |
| Rated voltage | 230 V |
| Number of positions | 3 |
| Contact resistance | ≤ 5 mΩ |
| Insulation resistance | ≥ 100 MΩ |
| Status display | No |
| Protective circuit/component | Unwired |

Sensor/Actuator cable - SAC-3P- 2,0-PVC/BI B-L - 1404797

Technical data

General

| | |
|------------------------|--------------------------|
| Surge voltage category | III |
| Pollution degree | 3 |
| Torque | 0.6 Nm (Valve connector) |

Material

| | |
|---|-------------------|
| Inflammability class according to UL 94 | V0 |
| Valve plug contact material | CuSn |
| Valve plug contact surface material | Sn |
| Valve plug contact insert material | PA 66 |
| Material housing valve plug | TPU |
| Sealing material | TPU (Seal molded) |

Cable

| | |
|--|--|
| Cable type | PVC black |
| Cable type (abbreviation) | PVC |
| Cable abbreviation | LiYY |
| UL AWM style | 2464 |
| Conductor cross section | 3x 0.5 mm ² |
| AWG signal line | 20 |
| Conductor structure signal line | 16x 0.20 mm |
| Core diameter including insulation | 1.5 mm ±0.05 mm |
| Wire colors | black 1, black 2, green/yellow |
| Overall twist | 3 wires, twisted |
| External sheath, color | Black RAL 9005 |
| External cable diameter D | 4.8 mm ±0.2 mm |
| Minimum bending radius, fixed installation | 5 x D |
| Outer sheath, material | PVC |
| Material conductor insulation | PVC |
| Conductor material | Bare Cu litz wires |
| Insulation resistance | ≥ 20 MΩ*km |
| Conductor resistance | 39 Ω/km (at 20 °C) |
| Nominal voltage, cable | 300 V |
| Test voltage, cable | 1200 V |
| Flame resistance | DIN VDE 0482 |
| | DIN EN 50265-2-1 |
| Resistance to oil | Almost oil-resistant |
| Ambient temperature (operation) | -40 °C ... 80 °C (cable, fixed installation) |
| | -5 °C ... 80 °C (cable, flexible installation) |

Sensor/Actuator cable - SAC-3P- 2,0-PVC/BI B-L - 1404797

Classifications

eCl@ss

| | |
|------------|----------|
| eCl@ss 4.0 | 27060306 |
| eCl@ss 4.1 | 27060306 |
| eCl@ss 5.0 | 27061801 |
| eCl@ss 5.1 | 27061801 |
| eCl@ss 6.0 | 27279218 |
| eCl@ss 7.0 | 27279218 |
| eCl@ss 8.0 | 27279218 |

ETIM

| | |
|----------|----------|
| ETIM 3.0 | EC001855 |
| ETIM 4.0 | EC001855 |
| ETIM 5.0 | EC001855 |

UNSPSC

| | |
|---------------|----------|
| UNSPSC 6.01 | 31251501 |
| UNSPSC 7.0901 | 31251501 |
| UNSPSC 11 | 31251501 |
| UNSPSC 12.01 | 31251501 |
| UNSPSC 13.2 | 31251501 |

Accessories

Accessories

Conductor marking

Insert label - PABA WH/15 - 1013151



Insert label, Strip, white, unlabeled, can be labeled with: Plotter, Mounting type: Thread on, Cable diameter: 0.6-50 mm, Lettering field: 15 x 4 mm

Insert label - PABA YE/15 - 1013698



Insert label, Strip, yellow, unlabeled, can be labeled with: Plotter, Mounting type: Thread on, Cable diameter: 0.6-50 mm, Lettering field: 15 x 4 mm

Sensor/Actuator cable - SAC-3P- 2,0-PVC/BI B-L - 1404797

Accessories

Insert label - PABA RD/15 - 1013944



Insert label, Strip, red, unlabeled, can be labeled with: Plotter, Mounting type: Thread on, Cable diameter: 0.6-50 mm, Lettering field: 15 x 4 mm

Cutting tools

Diagonal cutter - CUTFOX-S VDE - 1212207



Diagonal cutter for copper and aluminum conductors, VDE-tested

Marker carrier cable

Conductor marker carrier - PATG 2/15 - 1013038



Conductor marker carrier, transparent, unlabeled, Mounting type: slide on, Cable diameter: 2-4 mm, Lettering field: 4 x 15 mm

Conductor marker carrier - PATG 3/15 - 1013041



Conductor marker carrier, transparent, unlabeled, Mounting type: slide on, Cable diameter: 4-7 mm, Lettering field: 4 x 15 mm

Conductor marker carrier - PATG 4/15 - 1013054



Conductor marker carrier, transparent, unlabeled, Mounting type: slide on, Cable diameter: 6-10 mm, Lettering field: 4 x 15 mm

Marker pen

Sensor/Actuator cable - SAC-3P- 2,0-PVC/BI B-L - 1404797

Accessories

Marker pen - B-STIFT - 1051993



Marker pen, for manual labeling of unprinted Zack strips, smear-proof and waterproof, line thickness 0.5 mm

Mounting material

Screw - SAC-V-SCREW-M3-29 KNURL - 1403779



Fillister head screw with plastic knurl, M3 x 40

Stripping tool

Stripping tool - WIREFOX SAC-1 - 1212757



Stripping pliers, for halogen-free sensor/actuator cables (SAC cables), with PUR and PVC insulation, from \varnothing of 3.2 to 4.4 mm, any stripping length

Stripping tool - WIREFOX SAC - 1212623



Stripping pliers, for halogen-free sensor/actuator cables (SAC cables), with PUR and PVC insulation, from \varnothing of 4.4 to 7 mm, any stripping length

Stripping tool - WIREFOX 10 - 1212150

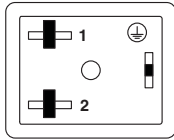


Stripping tool, for cables and conductors from 0.02 - 10 mm², self-adjusting, stripping length of up to 18 mm, cutting capacity of up to 10 mm² stranded/1.5 mm² solid, replaceable stripping blade

Drawings

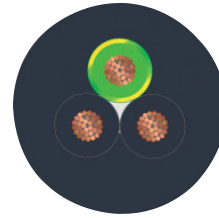
Sensor/Actuator cable - SAC-3P- 2,0-PVC/BI B-L - 1404797

Schematic diagram



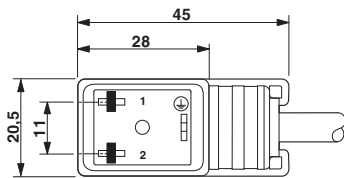
Valve connector pin assignment, type BI

Cable cross section



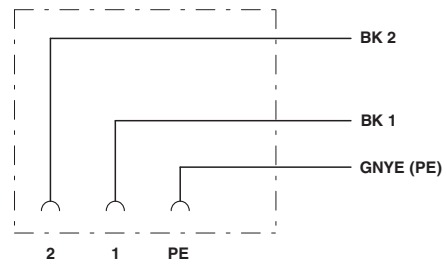
PVC black [PVC]

Dimensioned drawing



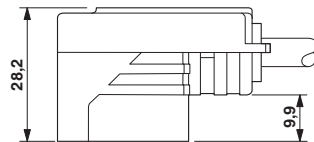
Valve connector, type BI

Circuit diagram



Contact assignment of the valve plug

Dimensioned drawing



Valve connector, type BI, side view