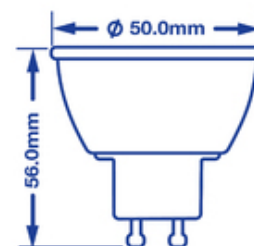


Verbatim LED GU10 8.5W 3000K 620lm 3000K Warm White 650 LM

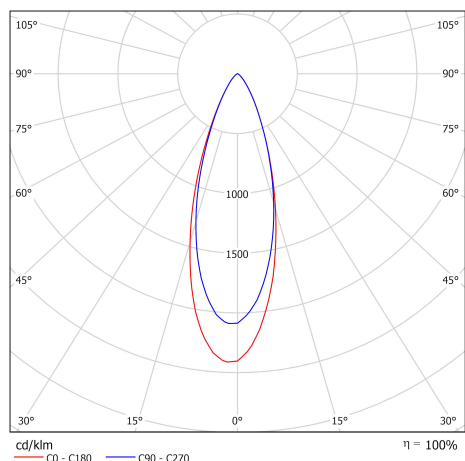
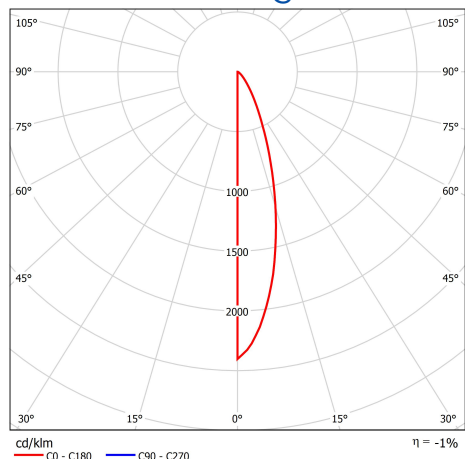
- GU10 Socket
- 220-240V
- 30,000 hours Lifetime
- 90% Energy Saving
- Luminous Flux: 650 lm
- Equivalent to 86W incandescent bulb

Product Number	52309
General Data	
Lamp Socket	GU10
Electric Data	
Wattage (W)	8.5
Wattage Equivalent (W)	86
Voltage (V)	220-240
Dimmable	no
Power Factor	≥0.8
Operating Frequency (Hz)	50/60
Geometric Data	
Length (mm)	56
Diameter (in mm)	50
Weight (g)	55
Photometric Data	
Luminous Flux (lm)	650
Luminous Flux 90° Cone (lm)	620
CRI	80
CCT (K)	3000
Luminous Intensity (cd)	1250
Beam Angle (°)	35
Luminous Efficacy (lm/W)	76
Lifetime (hrs)	30,000
Switching Cycle	100,000



28/11/2014

Photometric Diagrams

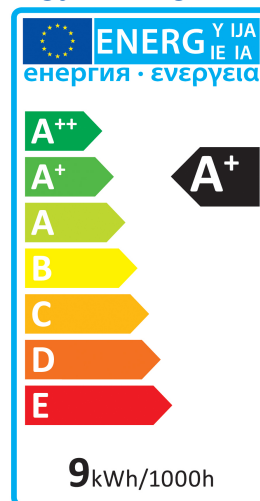


0.5	0.30	E(0°)	6289
	0.27	E(C90)	2414
		E(C0)	2840
1.0	0.60	E(0°)	1572
	0.55	E(C90)	603
		E(C0)	710
1.5	0.89	E(0°)	699
	0.82	E(C90)	268
		E(C0)	316
2.0	1.19	E(0°)	393
	1.09	E(C90)	151
		E(C0)	177
2.5	1.49	E(0°)	252
	1.37	E(C90)	97
		E(C0)	114
3.0	1.79	E(0°)	175
	1.64	E(C90)	67
		E(C0)	79

Distance [m] Cone Diameter [m] Illuminance [lx]

— C0 - C180 (Half-value Angle: 30.6°)
 — C90 - C270 (Half-value Angle: 33.2°)

Energy Rating



Technical Packaging Details

Barcode
 023942523093

EAN 128
 (02)00023942523083(37)10(91)814

EAN 14
 50023942523098

Pack Dimensions(HxWxL)
 H67 *W51*L51mm (mm)

MOQ
 10

Carton Dimensions (HxWxL)
 H97*W125 *L285mm (mm)

Cartons/Pallet
 171

Layers/Pallet
 9

Units/Pallet
 1710

28/11/2014