

CAMRACK LX CASTORS

FITTING INSTRUCTIONS

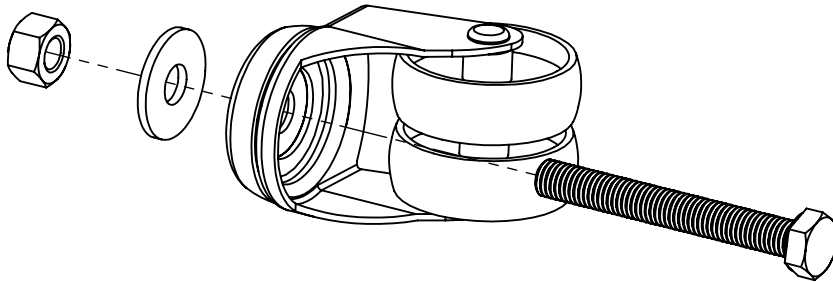
JAMES CARTER ROAD
MILDENHALL
SUFFOLK
IP28 7DE
UNITED KINGDOM

SALES: +44 (0) 1638 716 101

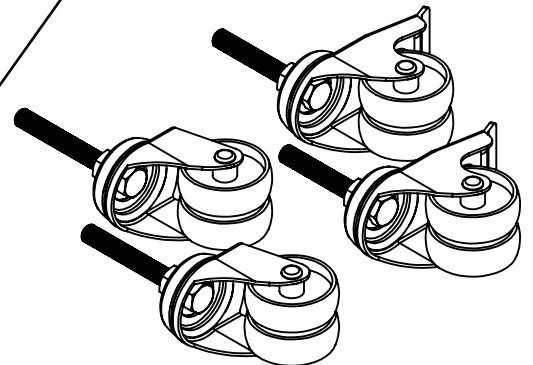
INFO@CAMDENBOSS.COM

WWW.CAMDENBOSS.COM

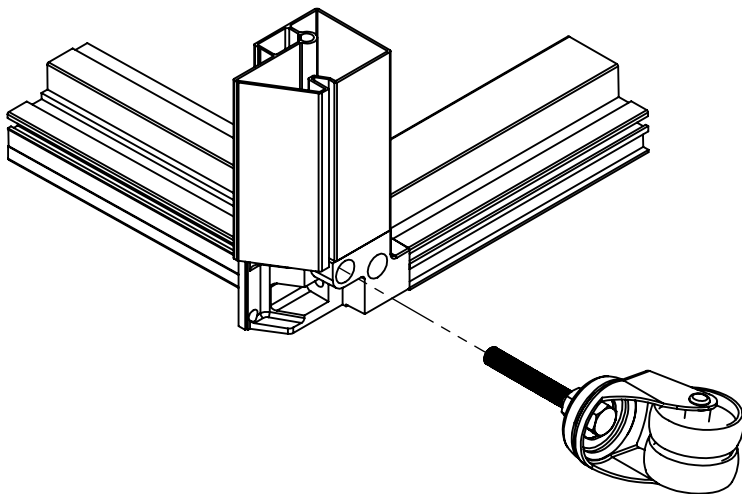
DESCRIPTION	QUANTITY
M10 x 80 BOLT	4
M10 NUT	4
PENNY WASHER	4
CASTOR WHEEL NO BRAKES	2
CASTOR WHEEL WITH BRAKES	2



1. TAKE M10 BOLT AND THREAD THROUGH THE CASTOR
2. FIX IN PLACE USING M10 WASHER AND M10 NUT



3. REPEAT STEPS 1 AND 2 FOR THE REST OF THE CASTOR WHEELS



4. SCREW FEET INTO THE BASE OF THE LX INTO THE M10 THREAD
5. WHEN CASTOR WHEEL IS FITTED TIGHTEN THE M10 NUT TO THE CABINET

