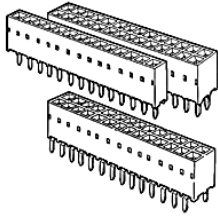




66951-016LF - BERGCON PV™, DUBOX™
: 16 Position PCB Mounted Receptacle,
Through Mount, Top Entry, Single Row



www.fci.com

Mating Half

 77311-101-16LF

 95293-101-16LF

Specifications

Approvals / Certifications

UL File Number	E66906
CSA File Number	LR46923
Approvals / Certifications	UL and CSA Approved

Mechanical

Insertion force	1.26N (128 gf) max. per Contact
Withdrawal Force	0.4N (40 gf) min. per Contact

Dimensional

Thickness (Board)	1.6 mm (0.062 in.) or 2.36 mm (0.093 in.)
Footprint (Board)	2.54 mm x 2.54 mm (0.1 in. x 0.1 in.)

Electrical

Current rating	3A max. per Contact/2A max. per Contact for Full Load
Resistance (Contact)	10 milli ohms Initial, 15 milli ohms After test
Resistance (Insulation)	5000 M-ohms
Voltage rating	1250V rms

General

Hold Down Style	No Locating Pegs
Number of contacts (per row)	16
Number of contacts (Total)	16
Number of rows	1
Orientation	Vertical
Packaging	Tube
Mating half	Mates with 0.64 mm (0.025 in.) Square pins.
Series Number	66951

Mounting

Solder process	Wave
----------------	------

Physical

Color (Housing)	Black
Material (Contact)	Phosphor Bronze
Material (Housing)	

	High Temperature Thermoplastic
Plating (Contact area)	0.76 μm (30 $\mu\text{in.}$) Gold
Plating (Tail)	2.54 μm (100 $\mu\text{in.}$) Tin
Underplating (Contact)	1.27 μm (50 $\mu\text{in.}$) Nickel
Flammability rating	UL 94 V-0
Temperature (Range)	-65 $^{\circ}\text{C}$ to +125 $^{\circ}\text{C}$