



CIRCUIT-BREAKER SZ S0,
A-RELEASE 23...28A, N-RELEASE 364A,
FOR MOTOR PROTECTION, CLASS 10,
SCREW CONNECTION,
STANDARD SW. CAPACITY,
W. TRANSVERSE AUX. SWITCH

General technical data:		
product brand name		SIRIUS
Product designation		3RV2 circuit breaker
Size of the circuit-breaker		S0
Number of poles / for main current circuit		3
Product function		
<ul style="list-style-type: none"> removable terminal for auxiliary and control circuit 		No
<ul style="list-style-type: none"> overload protection 		Yes
<ul style="list-style-type: none"> phase disturbance recognition 		Yes
<ul style="list-style-type: none"> short-circuit to earth recognition 		No
Product component		
<ul style="list-style-type: none"> auxiliary switch 		Yes
<ul style="list-style-type: none"> undervoltage release mechanism 		No
<ul style="list-style-type: none"> trip indicator 		No
Product extension		
<ul style="list-style-type: none"> auxiliary switch 		Yes
<ul style="list-style-type: none"> optional / motor drive 		No
Impulse voltage resistance / rated value	kV	6
Protection class IP / on the front		IP20
Protection against electrical shock		finger-safe

Installation altitude / at a height over sea level / maximum	m	2,000
Resistance against shock		25g / 11 ms
Ambient temperature		
• during transport	°C	-50 ... +80
• during storage	°C	-50 ... +80
• during operating	°C	-20 ... +60
Active power loss / total / typical	W	10.8

Main circuit:

Operating voltage / rated value	V	690
Service power / at AC-3 / at 400 V / rated value	kW	11
Operating current / at AC-3 / at 400 V / rated value	A	28
Mechanical operating cycles as operating time / of the main contacts / typical		100,000
Frequency of operation / at AC-3 / according to IEC 60947-6-2	1/h	15

Auxiliary circuit:

Design of the auxiliary switch		transverse
Number of changeover contacts / for auxiliary contacts		0
Operating current / of the auxiliary contacts / at AC-15 / at 24 V	A	2
Operating current / of the auxiliary contacts		
• at AC-15 / at 230 V	A	0.5
• at DC-13		
• at 24 V	A	1
• at 60 V	A	0.15

Protective and monitoring functions:

Trip class		CLASS 10
Adjustable response current / of the current-dependent overload release	A	23 ... 28
Breaking capacity limit short-circuit current (I_{cu})		
• at 400 V / rated value	kA	55
• at 500 V / rated value	kA	10
• at 690 V / rated value	kA	4

Installation/ mounting/ dimensions:

Type of mounting		screw and snap-on mounting onto 35 mm standard mounting rail according to DIN EN 60715
mounting position		any
Depth	mm	91
Height	mm	97
Width	mm	45

Connections/ terminals:

Arrangement of electrical connectors / for main current circuit		Top and bottom
Design of the electrical connection <ul style="list-style-type: none">• for main current circuit• for auxiliary and control current circuit		screw-type terminals screw-type terminals
Type of the connectable conductor cross-section <ul style="list-style-type: none">• for main contacts<ul style="list-style-type: none">• solid• finely stranded<ul style="list-style-type: none">• with conductor end processing• for AWG conductors / for main contacts• for auxiliary contacts<ul style="list-style-type: none">• solid• finely stranded / with conductor end processing• for AWG conductors / for auxiliary contacts		2x (1 ... 2.5 mm ²), 2x (2.5 ... 10 mm ²) 2x (1 ... 2.5 mm ²), 2x (2.5 ... 6 mm ²), 1x 10 mm ² 2x (16 ... 12), 2x (14 ... 8) 2x (0.5 ... 1.5 mm ²), 2x (0.75 ... 2.5 mm ²) 2x (0.5 ... 1.5 mm ²), 2x (0.75 ... 2.5 mm ²) 2x (20 ... 16), 2x (18 ... 14)

Certificates/ approvals:

General Product Approval other



[other](#)

[Environmental Confirmations](#)

Further information:

Information- and Downloadcenter (Catalogs, Brochures,...)

<http://www.siemens.com/industrial-controls/catalogs>

Industry Mall (Online ordering system)

<http://www.siemens.com/industrial-controls/mall>

Cax online generator

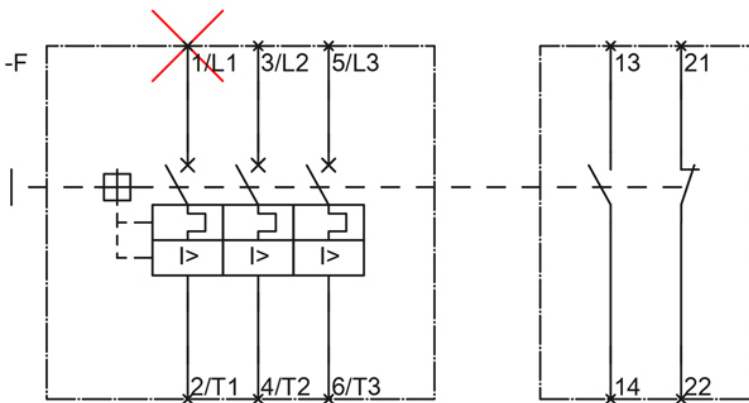
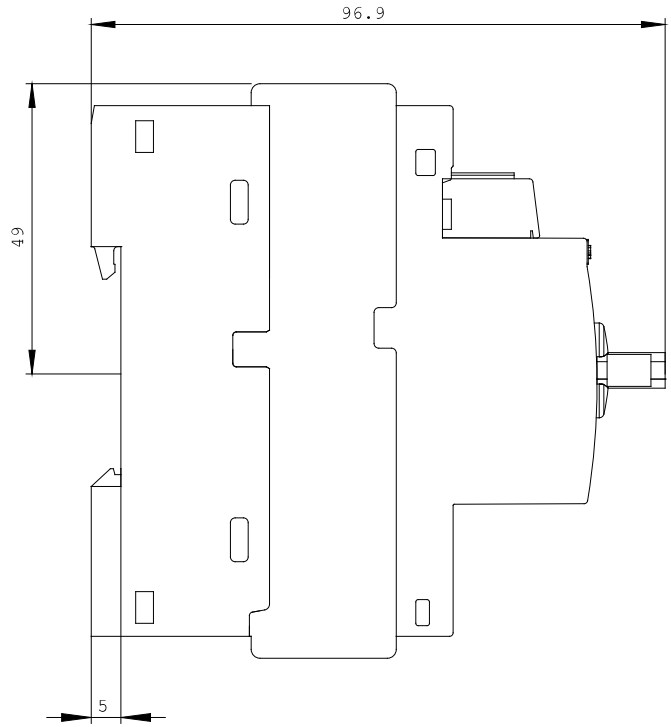
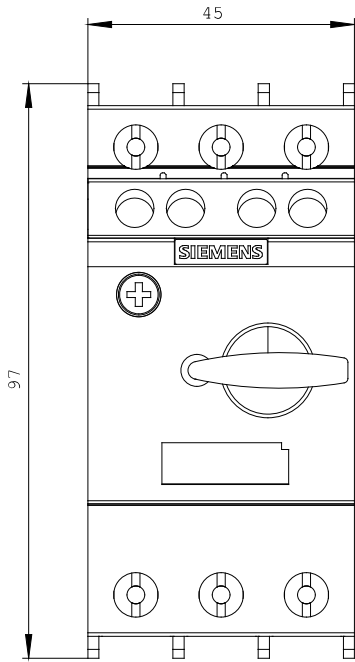
<http://www.siemens.com/cax>

Service&Support (Manuals, Certificates, Characteristics, FAQs,...)

<http://support.automation.siemens.com/WW/view/en/3RV6021-4NA15/all>

Image database (product images, 2D dimension drawings, 3D models, device circuit diagrams, ...)

http://www.automation.siemens.com/bilddb/cax_en.aspx?mlfb=3RV6021-4NA15



last change:

Oct 28, 2013