

OVERLOAD RELAY, 1.1...1.6 A, 1NO+1NC, SIZE S00, CLASS 10,  
FOR CONTACTOR MOUNTING



Figure similar

product brand name	SIRIUS
Product designation	thermal overload relay

General technical data:	
Size of overload relay	S00
Size of contactor can be combined company-specific	S00
Power loss [W] total typical	6.6 W
Insulation voltage with degree of pollution 3 rated value	690 V
Surge voltage resistance rated value	6 kV
Protection class IP	IP20
<ul style="list-style-type: none"> <li>on the front</li> </ul>	IP20
Shock resistance	8g / 10 ms
Type of protection	DMT 98 ATEX G 001
Protection against electrical shock	finger-safe
Equipment marking acc. to DIN EN 81346-2	F

Ambient conditions:	
Installation altitude at height above sea level maximum	2 000 m
Ambient temperature	

<ul style="list-style-type: none"> <li>• during operation</li> </ul>	-20 ... +70 °C
<ul style="list-style-type: none"> <li>• during storage</li> </ul>	-55 ... +80 °C
<ul style="list-style-type: none"> <li>• during transport</li> </ul>	-55 ... +80 °C
<b>Relative humidity during operation</b>	100 %

#### Main circuit:

<b>Number of poles for main current circuit</b>	3
<b>Adjustable response value current of the current-dependent overload release</b>	1.1 ... 1.6 A
<b>Operating voltage</b>	
<ul style="list-style-type: none"> <li>• at AC-3 rated value maximum</li> </ul>	690 V

#### Auxiliary circuit:

<b>Number of NC contacts</b>	
<ul style="list-style-type: none"> <li>• for auxiliary contacts</li> </ul>	1
<b>Number of NO contacts</b>	
<ul style="list-style-type: none"> <li>• for auxiliary contacts</li> </ul>	1
<b>Number of CO contacts</b>	
<ul style="list-style-type: none"> <li>• for auxiliary contacts</li> </ul>	0
<b>Operating current of auxiliary contacts at AC-15</b>	
<ul style="list-style-type: none"> <li>• at 24 V</li> <li>• at 110 V</li> <li>• at 120 V</li> <li>• at 125 V</li> <li>• at 230 V</li> <li>• at 400 V</li> </ul>	3 A 3 A 3 A 3 A 2 A 1 A
<b>Operating current of auxiliary contacts at DC-13</b>	
<ul style="list-style-type: none"> <li>• at 24 V</li> <li>• at 110 V</li> <li>• at 125 V</li> <li>• at 220 V</li> </ul>	1 A 0.22 A 0.22 A 0.11 A

#### Protective and monitoring functions:

<b>Trip class</b>	CLASS 10
-------------------	----------

#### Short-circuit protection

<b>Design of the fuse link</b>	
<ul style="list-style-type: none"> <li>• for short-circuit protection of the auxiliary switch required</li> </ul>	fuse gL/gG: 6 A, quick: 10 A

#### Installation/ mounting/ dimensions:

<b>Mounting position</b>	with vertical mounting surface +/-135° rotatable, with vertical mounting surface +/- 45° tiltable to the front and back
<b>Mounting type</b>	direct mounting
<b>Height</b>	87 mm
<b>Width</b>	45 mm

<b>Depth</b>	78 mm
<b>Required spacing</b>	
<ul style="list-style-type: none"> <li>• with side-by-side mounting <ul style="list-style-type: none"> <li>— forwards 0 mm</li> <li>— Backwards 0 mm</li> <li>— upwards 0 mm</li> <li>— downwards 0 mm</li> <li>— at the side 0 mm</li> </ul> </li> <li>• for grounded parts <ul style="list-style-type: none"> <li>— forwards 0 mm</li> <li>— Backwards 0 mm</li> <li>— upwards 0 mm</li> <li>— at the side 6 mm</li> <li>— downwards 0 mm</li> </ul> </li> <li>• for live parts <ul style="list-style-type: none"> <li>— forwards 0 mm</li> <li>— Backwards 0 mm</li> <li>— upwards 0 mm</li> <li>— downwards 0 mm</li> <li>— at the side 6 mm</li> </ul> </li> </ul>	

**Connections/ Terminals:**

<b>Product function</b>	
<ul style="list-style-type: none"> <li>• removable terminal for auxiliary and control circuit</li> </ul>	No
<b>Type of electrical connection</b>	
<ul style="list-style-type: none"> <li>• for main current circuit</li> <li>• for auxiliary and control current circuit</li> </ul>	<p>screw-type terminals</p> <p>screw-type terminals</p>
<b>Type of connectable conductor cross-sections</b>	
<ul style="list-style-type: none"> <li>• for main contacts <ul style="list-style-type: none"> <li>— solid</li> <li>— finely stranded with core end processing</li> </ul> </li> <li>• at AWG conductors for main contacts</li> </ul>	<p>2x (0.5 ... 1.5 mm<sup>2</sup>), 2x (0.75 ... 2.5 mm<sup>2</sup>), 2x 4 mm<sup>2</sup> max.</p> <p>2x (0.5 ... 1.5 mm<sup>2</sup>), 2x (0.75 ... 2.5 mm<sup>2</sup>)</p> <p>2x (20 ... 16), 2x (18 ... 14), 2x 12</p>
<b>Type of connectable conductor cross-sections</b>	
<ul style="list-style-type: none"> <li>• for auxiliary contacts <ul style="list-style-type: none"> <li>— solid</li> <li>— finely stranded with core end processing</li> </ul> </li> <li>• at AWG conductors for auxiliary contacts</li> </ul>	<p>2x (0.5 ... 1.5 mm<sup>2</sup>), 2x (0.75 ... 2.5 mm<sup>2</sup>)</p> <p>2x (0.5 ... 1.5 mm<sup>2</sup>), 2x (0.75 ... 2.5 mm<sup>2</sup>)</p> <p>2x (20 ... 16), 2x (18 ... 14)</p>

**Certificates/approvals**

General Product Approval	For use in hazardous locations
--------------------------	--------------------------------



Declaration of Conformity	Test Certificates	Shipping Approval
---------------------------	-------------------	-------------------



[Typprüfbescheinigung/Werkszeugnis](#)

[spezielle Prüfbescheinigungen](#)



Shipping Approval	other
-------------------	-------



[sonstig](#)

other
-------

[Umweltbestätigung](#)

Further information
---------------------

**Information- and Downloadcenter (Catalogs, Brochures,...)**

<http://www.siemens.com/industrial-controls/catalogs>

**Industry Mall (Online ordering system)**

<https://mall.industry.siemens.com/mall/en/en/Catalog/product?mlfb=3RU11161AB0>

**Cax online generator**

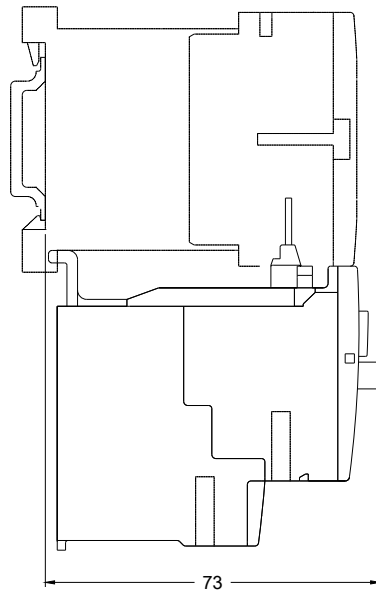
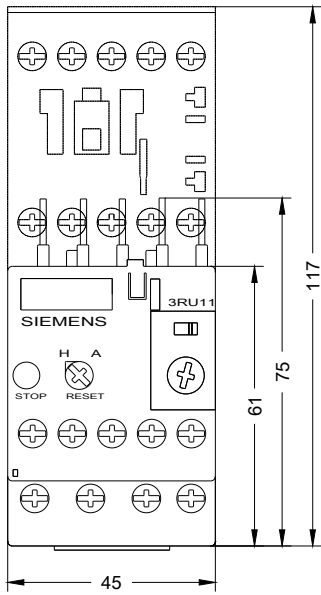
<http://support.automation.siemens.com/WW/CAXorder/default.aspx?lang=en&mlfb=3RU11161AB0>

**Service&Support (Manuals, Certificates, Characteristics, FAQs,...)**

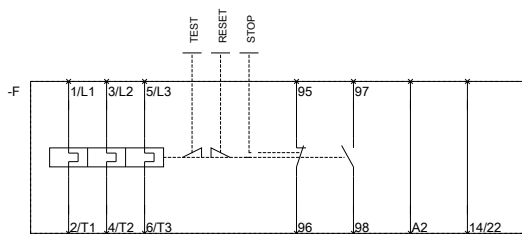
<https://support.industry.siemens.com/cs/ww/en/ps/3RU11161AB0>

**Image database (product images, 2D dimension drawings, 3D models, device circuit diagrams, EPLAN macros, ...)**

[http://www.automation.siemens.com/bilddb/cax\\_de.aspx?mlfb=3RU11161AB0&lang=en](http://www.automation.siemens.com/bilddb/cax_de.aspx?mlfb=3RU11161AB0&lang=en)



MEBERSCHREZAIS FUER



UNTERE PARELATIONEN

last modified:

15.02.2016