

FEATURES

- Direct acting valves with stainless steel seat ensure a long continuous cycling life in severe steam applications
- The solenoid valves have forged brass bodies, compact design, to minimize heat radiation parts
- Core disc design
- The solenoid valves are constructed packless with a one-piece deepdrawn stainless steel core tube, ensuring safe operation of electrical and wetted moving parts
- ASCO/JOUCOMATIC solenoid valves satisfy all relevant EC directives

GENERAL

Differential pressure See "SPECIFICATIONS" [1 bar = 100 kPa]
Response times 5 - 25 ms

fluids (*)	temperature range (TS)	seal materials (*)
hot water, steam	- 20°C to + 150/160/165°C	PTFE - reinforced



MATERIALS IN CONTACT WITH FLUID

(*) Ensure that the compatibility of the fluids in contact with the materials is verified

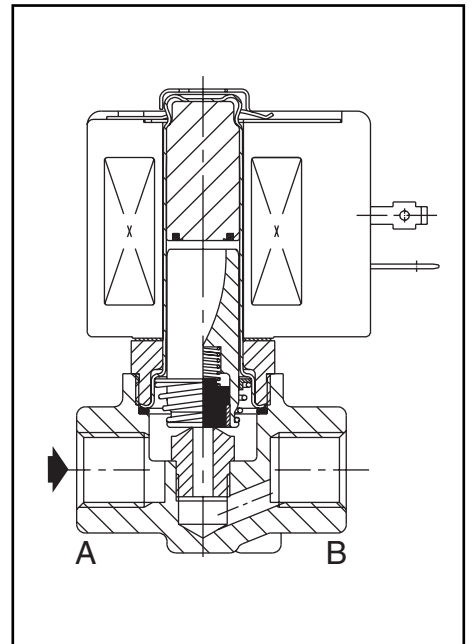
Body	Brass
Core tube	Stainless steel
Core and plugnut	Stainless steel
Springs	Stainless steel
Seat	Stainless steel
Seals	EPDM
Disc	PTFE reinforced
Shading coil	Copper

ELECTRICAL CHARACTERISTICS

Coil insulation class F
Connector Spade plug (cable Ø 6-10 mm)
Connector specification ISO 4400 / EN 175301-803, form A
Electrical safety IEC 335
Electrical enclosure protection Moulded IP65 (EN 60529)
Standard voltages DC (=) : 24V - 48V
(Other voltages and 60 Hz on request) AC (~) : 24V - 48V - 115V - 230V / 50 Hz

prefix option	power ratings				operator ambient temperature range (TS) (C°)	replacement coil		type ⁽¹⁾
	inrush	holding		hot/cold		~	=	
	(VA)	(VA)	(W)	(W)		230 V/50 Hz	24 V DC	
SC	55	23	10,5	-	-20 to + 40	400425-117	-	01
	-	-	-	12/16,8	-20 to + 40	-	400625-142	02

⁽¹⁾ Refer to the dimensional drawings on the following page.



SPECIFICATIONS

pipe size	orifice size	flow coefficient Kv		operating pressure differential (bar)				max. fluid temp.		power coil (W)		catalogue number	
				min.	max. (PS)		(°C)						
					steam (*)	water (*) ⁽²⁾							
Rp	(mm)	(m³/h)	(l/min)	~	=	~	=	~	=	~	=		
NC - Normally closed													
1/4	4	0,45	7,5	0	6	3,5	6	3,5	165	150	10,5	16,8	SCE263A300
	5,6	0,62	10,8	0	5	-	5	-	160	-	10,5	-	SCE263A301
3/8	4	0,45	7,5	0	6	3,5	6	3,5	165	150	10,5	16,8	SCE263A305
	5,6	0,62	10,8	0	5	-	5	-	160	-	10,5	-	SCE263A306

⁽²⁾ Water temperature should not exceed 100°C.

OPTIONS

- Waterproof enclosure with embedded screw terminal coil according to protection class IP67, CEE-10
- Electrical enclosures according to "NEMA" standards are available
- Compliance with "UL", "CSA" and other local approvals available on request
- Other pipe connections are available on request
- Plug with visual indication and peak voltage suppression or with cable length of 2m (see Solenoids, Coils & Accessories section)

INSTALLATION

- The solenoid valves can be mounted in any position without affecting operation
- Solenoid valves have 2 mounting holes in body
- Pipe connection identifier is E = Rp (ISO 7/1)
- Installation/maintenance instructions are included with each valve

SPARE PARTS KIT

catalogue number	spare parts kit n°.	
	~	=
SCE263A300/305	C186270	C132650
SCE263A301/306	C186270	-

- Not available.

ORDERING EXAMPLES:

SC	E	263	A	300	230V / 50 Hz
SC	E	263	A	301	115V / 50 Hz
SC	E	263	A	305	24V / DC
SC	E	263	A	306	230V / 50 Hz


Diagram showing breakdown of the example codes: SC (prefix), E (pipe thread), 263 (basic number), A (voltage), 300-306 (suffix).

ORDERING EXAMPLES KITS:

C186270	
C132650	

Diagram showing breakdown of the kit codes: C186270 (basic number), C132650 (suffix).

DIMENSIONS (mm), WEIGHT (kg)

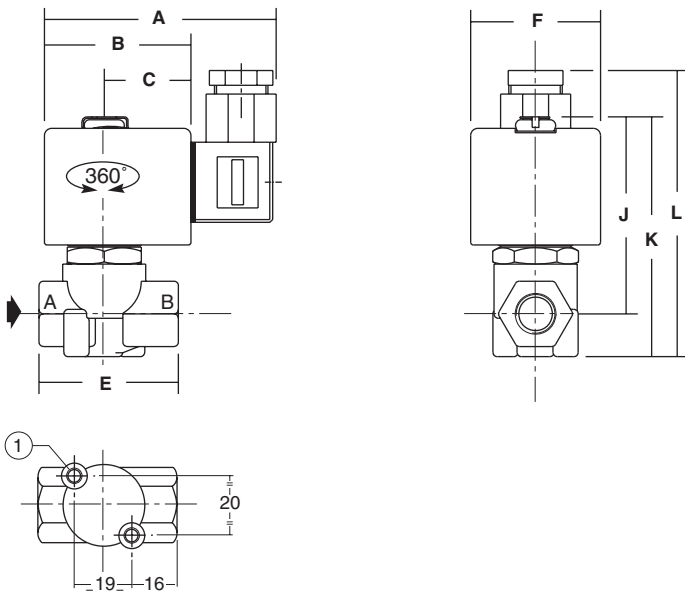


TYPE 01-02

Prefix "SC" Solenoid
Epoxy moulded
IEC 335 / ISO 4400
IP65

Type 01 (AC): SCE263A300/301/305/306

Type 02 (DC): SCE263A300/305



① 2 mounting holes Ø M5, depth 6 mm.

type	prefix option	A	B	C	E	F	J	K	L	weight ⁽¹⁾
01	SC	80	50	30	48	45	67	82	99	0,70
02	SC	86	56	33	48	50	75	90	90	0,80

⁽¹⁾ including coil and connector.

All leaflets are available on: www.ascojoucomatic.com