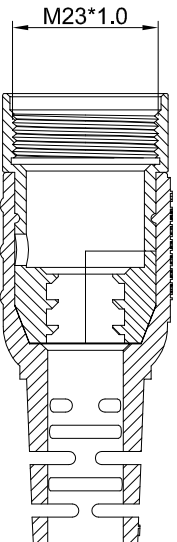
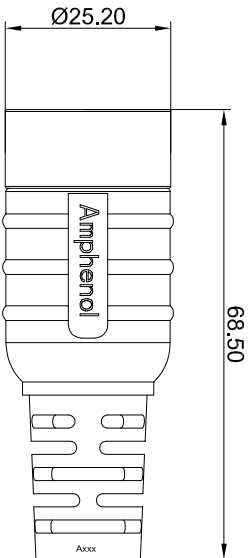
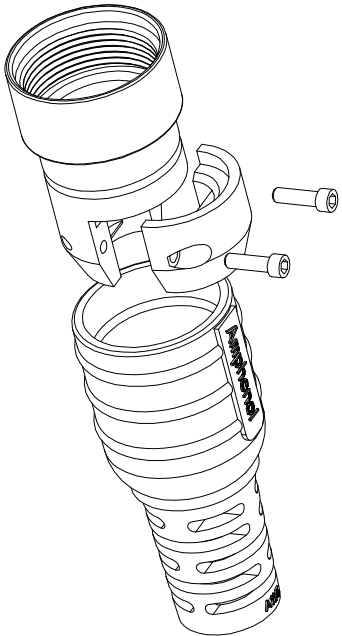


REVISIONS					
REV	ECO	DESCRIPTION	DATE	BY	APPR
B1	-	RELEASE NEW DWG FORMAT	Jun.16.2014	Tod	Tommy
B2	-	UPDATE THE PART NUMBER	Jun.27.2015	Drack	Tommy



- NOTES: UNLESS OTHERWISE SPECIFIED
- MATERIAL:
BODY: ZINC DIE CAST, NICKEL PLATED
BOOT: TPE(BLACK)
 - SPECIFICATIONS:
2.1 DEGREE OF PROTECTION: IP67 (MATED CONDITION)
MUST BE POTTED TO ACHIEVE IP67 RATING
2.2 RoHS COMPLIANT
 - ALL DIMENSIONS ARE FOR REFERENCE USE ONLY.

QTY	DESCRIPTION	CABLE OD RANGE
1	MA4FSR-A8.5	7.5-8.5 mm
2	MA4FSR-A10.5	9.5-10.5 mm
3	MA4FSR-A12.8	11.5-12.8 mm

QUANTITY	SEE PART NUMBER CHART	PART NUMBER	DESCRIPTION	ITEM
MATERIALS LIST				
UNLESS OTHERWISE SPECIFIED		SIGNATURES		
1) All dimensions are in millimeters.		DRAWN:	DATE:	
2) Tolerances are as follows:		DRACK	JUN 27 2015	
1. P1, DEC ±0.30 Fractions ±1/64		CHECKED:		
5. P1, DEC ±0.08 Angles ±1°		ENGINEER:		
3) Note reference =		APPROVAL:		
MATERIAL SPECIFICATIONS:		CUSTOMER:	M23A, Flexible Strain Relief	
PROCESS SPECIFICATIONS:		THIS DRAWING IS SUPPLIED FOR THE USE OF THE CUSTOMER. IT IS NOT TO BE REPRODUCED OR TRANSMITTED IN ANY FORM OR BY ANY MEANS, WITHOUT THE WRITTEN PERMISSION OF SINE SYSTEMS. SPECIFICATIONS AND PERFORMANCE DATA SHOWN HEREON ARE THE PROPERTY OF SINE SYSTEMS. DIMENSIONS AND TOLERANCES OF REPRODUCTION ARE INVITED. ALL DIMENSIONS ARE SUBJECT TO NORMAL MANUFACTURING VARIATIONS.		
NEXT ASSY:		SIZE:	TYPE:	DWG NO:
		B	C-	MA4FSR-Axxx
		SCALE:	NONE	SHEET 1 OF 1
		Ampheno!		
		Sine Systems - www.ampheno!-sine.com 44724 Morley Drive Clifton Township, MI 48036		

TITLE:

M23A Flexible Strain Relief

DWG NO:

MA4FSR-Axxx

REV: B2

SH: 1

OF: 1