

W1G250-BB21-01

EC axial fan - ESM

sickled blades (S series)

ESM wall ring with guard grille



ebm-papst Mulfingen GmbH & Co. KG

Bachmühle 2 · D-74673 Mulfingen

Phone +49 7938 81-0

Fax +49 7938 81-110

info1@de.ebmpapst.com

www.ebmpapst.com

Limited partnership · Headquarters Mulfingen
County court Stuttgart · HRA 590344

General partner Elektrobau Mulfingen GmbH · Headquarters Mulfingen
County court Stuttgart · HRB 590142

Nominal data

Type	W1G250-BB21-01		
Motor	M1G055-BI		
Phase		1~	1~
Nominal voltage	VAC	115	115
Frequency	Hz	50/60	50/60
Type of data definition		ml	
Speed	min ⁻¹	1700	1200
Power input	W	32	-
Current draw	A	0.47	
Max. back pressure	Pa	40	
Min. ambient temperature	°C	-30	-30
Max. ambient temperature	°C	50	50

ml = Max. load · me = Max. efficiency · fa = Running at free air · cs = Customer specs · cu = Customer unit
Subject to alterations



Technical features

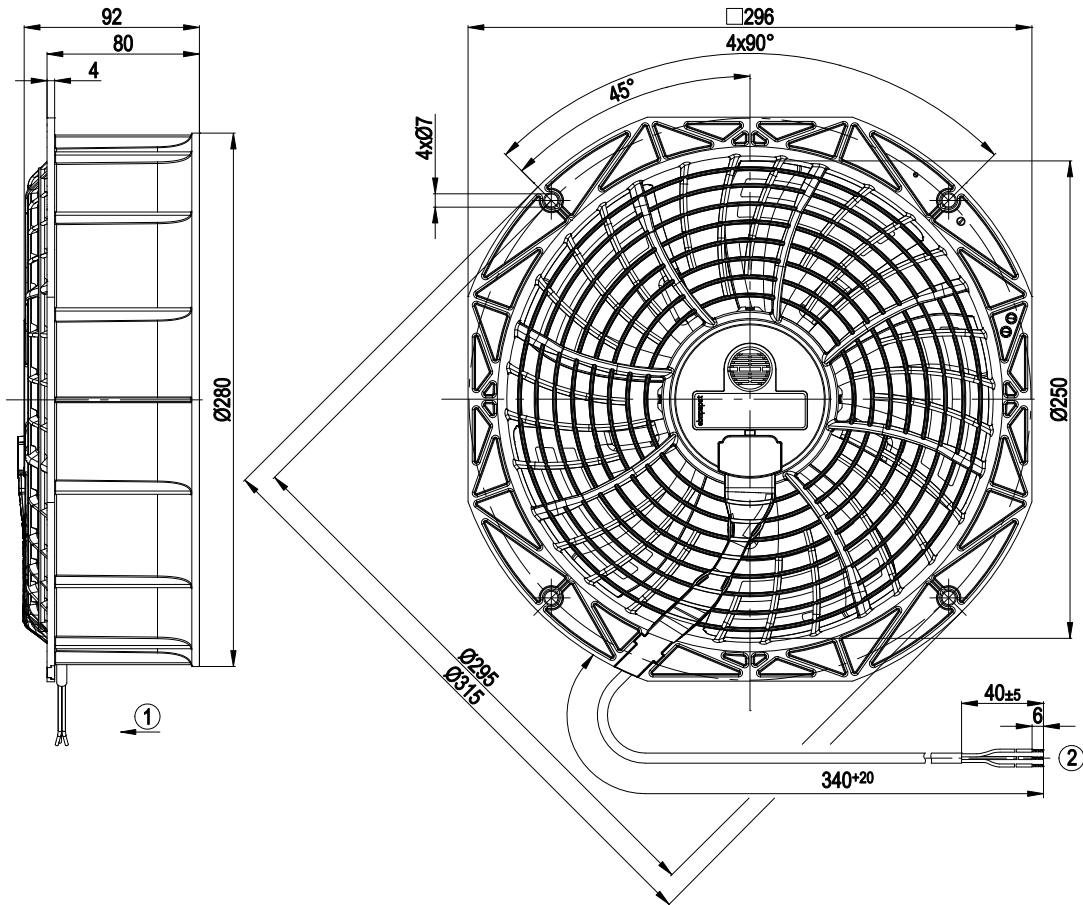
Mass	1.55 kg
Size	250 mm
Material of impeller	PA plastic
Material of wall ring	PP plastic
Number of blades	5
Direction of air flow	"V"
Direction of rotation	Counter-clockwise, seen on rotor
Type of protection	IP 54
Insulation class	"B"
Humidity class	F3-1
Max. permissible ambient motor temp. (transp./ storage)	+ 80 °C
Min. permissible ambient motor temp. (transp./storage)	- 40 °C
Mounting position	Any
Condensate discharge holes	None
Operation mode	S1
Motor bearing	Ball bearing
Technical features	<ul style="list-style-type: none"> - Over-temperature protected motor - Soft start - Speed selection max/min
Speed steps	2
EMC interference immunity	Acc. to EN 61000-6-2 (industrial environment)
EMC harmonics	Acc. to EN 61000-3-2/3
EMC interference emission	Acc. to EN 61000-6-3 (household environment)
Motor protection	Thermal overload protector (TOP) wired internally
Cable exit	Lateral
Protection class	II
Product conforming to standard	EN 60335-1
Approval	EAC; UL 2111; VDE; CSA C22.2 Nr.77

EC axial fan - ESM

sickled blades (S series)

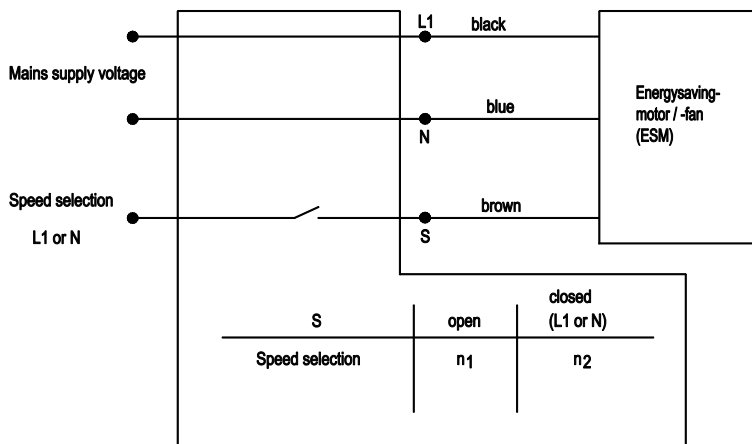
ESM wall ring with guard grille

Product drawing



- 1 Direction of air flow "V"
- 2 Connection line AWG20, 3 x brass lead tips crimped

Connection screen

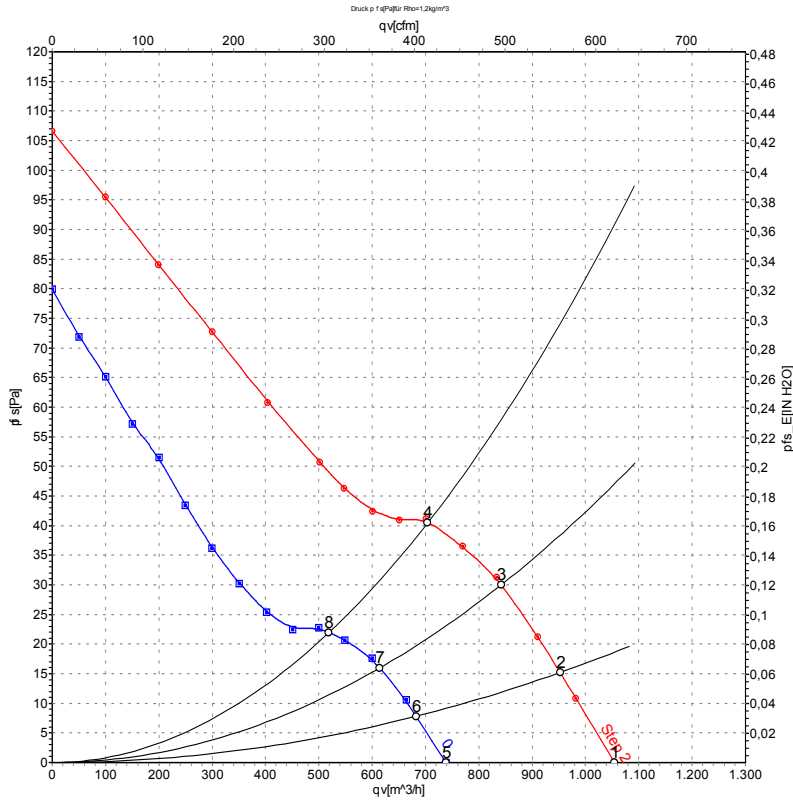


EC axial fan - ESM

sickled blades (S series)

ESM wall ring with guard grille

Charts: Air flow 50 Hz



Air performance measured as per ISO 5801 Installation category A. For detailed information on the measuring set-up, please contact ebm-papst. Suction-side noise levels: L_{wA} measured as per ISO 13347 / L_{pA} measured with 1m distance to fan axis. The values given are valid under the measuring conditions mentioned above and may vary according to the actual installation situation. With any deviation from the standard set-up, the specific values have to be checked and reviewed with the unit installed.

Measured values

	Stage	U	f	n	P _{ed}	I	qv	p _{fs}
		V	Hz	min ⁻¹	W	A	m ³ /h	Pa
1	2	115	50	1700	30	0.44	1055	0
2	2	115	50	1700	31	0.45	950	15
3	2	115	50	1700	32	0.47	840	30
4	2	115	50	1700	32	0.47	705	40
5	1	115	50	1200	14	0.22	740	0
6	1	115	50	1200	15	0.24	680	8
7	1	115	50	1200	16	0.25	615	16
8	1	115	50	1200	17	0.26	520	22

U = Supply voltage · f = Frequency · n = Speed · P_{ed} = Power input · I = Current draw · qv = Air flow · p_{fs} = Pressure increase

