

Plug - PP-H 2,5/ 5 - 3209905

Please be informed that the data shown in this PDF Document is generated from our Online Catalog. Please find the complete data in the user's documentation. Our General Terms of Use for Downloads are valid (<http://phoenixcontact.com/download>)



Plug, Connection method: Push-in connection, Number of positions: 5, Cross section: 0.14 mm² - 4 mm², AWG: 26 - 12, Width: 26 mm, Height: 39 mm, Color: gray

The illustration shows 6-position versions

Why buy this product

- Large-surface labeling option
- The Push-in technology COMBI plugs for self-assembly provide solutions that users can implement themselves
- Tested for railway applications



Key commercial data

Packing unit	50 pc
GTIN	 4 046356 366793
Weight per Piece (excluding packing)	16.78 g
Custom tariff number	85366990
Country of origin	Poland

Technical data

General

Number of levels	1
Number of connections	1
Color	gray
Insulating material	PA
Inflammability class according to UL 94	V0
Area of application	Railway industry
	Mechanical engineering
	Plant engineering
Maximum load current	24 A (with 2.5 mm ² conductor cross section)
Rated surge voltage	6 kV
Pollution degree	3

Plug - PP-H 2,5/ 5 - 3209905

Technical data

General

Surge voltage category	III
Insulating material group	I
Connection in acc. with standard	IEC 61984
Maximum load current	24 A (with 4 mm ² conductor cross section)
Nominal current I _N	24 A
Nominal voltage U _N	500 V
Maximum load current	24 A (with 4 mm ² conductor cross section)
Open side panel	nein
Number of positions	5
Temperature index, insulating material (DIN EN 60216-1 (VDE 0304-21))	130 °C
Static insulating material application in cold	-60 °C

Dimensions

Width	26 mm
Length	15.8 mm
Height	39 mm
	24.00 mm

Connection data

Connection in acc. with standard	IEC 61984
Connection method	Push-in connection
Conductor cross section solid min.	0.14 mm ²
Conductor cross section solid max.	4 mm ²
Conductor cross section AWG/kcmil min.	26
Conductor cross section AWG/kcmil max.	12
Conductor cross section stranded min.	0.14 mm ²
Conductor cross section stranded max.	2.5 mm ²
Min. AWG conductor cross section, stranded	26
Max. AWG conductor cross section, stranded	14
Conductor cross section stranded, with ferrule without plastic sleeve min.	0.14 mm ²
Conductor cross section stranded, with ferrule without plastic sleeve max.	2.5 mm ²
Conductor cross section stranded, with ferrule with plastic sleeve min.	0.14 mm ²
Conductor cross section stranded, with ferrule with plastic sleeve max.	2.5 mm ²
2 conductors with same cross section, stranded, TWIN ferrules with plastic sleeve, max.	0.5 mm ²
Minimum stripping length	8 mm
Maximum stripping length	10 mm
Internal cylindrical gage	A3

Plug - PP-H 2,5/ 5 - 3209905

Classifications

eCl@ss

eCl@ss 4.0	272607xx
eCl@ss 4.1	27260701
eCl@ss 5.0	27260701
eCl@ss 5.1	27260701
eCl@ss 6.0	27141151
eCl@ss 7.0	27141151
eCl@ss 8.0	27141151

ETIM

ETIM 2.0	EC000897
ETIM 3.0	EC000897
ETIM 4.0	EC002021
ETIM 5.0	EC002021

UNSPSC

UNSPSC 6.01	30211802
UNSPSC 7.0901	39121402
UNSPSC 11	39121402
UNSPSC 12.01	39121402
UNSPSC 13.2	39121402

Approvals

Approvals


Approvals

CSA / LR / GL / RS / ABS / NK / UL Recognized / cUL Recognized / BV / cUL Recognized / UL Recognized / EAC / cULus Recognized

Ex Approvals

Approvals submitted

Approval details

	B	C
	mm ² /AWG/kcmil	26-12

Plug - PP-H 2,5/ 5 - 3209905

Approvals

	B	C
Nominal current I _N	20 A	20 A
Nominal voltage U _N	300 V	300 V


LR

GL


RS

ABS

NK


UL Recognized 

	B	C
mm ² /AWG/kcmil	26-12	26-12
Nominal current I _N	20 A	20 A
Nominal voltage U _N	600 V	600 V

cUL Recognized 

	B	C
mm ² /AWG/kcmil	26-12	26-12
Nominal current I _N	20 A	20 A
Nominal voltage U _N	600 V	600 V

BV

cUL Recognized 

	B	C	D
mm ² /AWG/kcmil	26-12	26-12	26-12
Nominal current I _N	20 A	20 A	5 A
Nominal voltage U _N	300 V	300 V	600 V

Plug - PP-H 2,5/ 5 - 3209905

Approvals

UL Recognized			
	B	C	D
mm ² /AWG/kcmil	26-12	26-12	26-12
Nominal current I _N	20 A	20 A	5 A
Nominal voltage U _N	300 V	300 V	600 V

EAC

cULus Recognized

Accessories

Accessories

Cable housing

Cable housing - PH 2,5/ 2 - 3209691



Cable housing, Length: 19.9 mm, Width: 10.4 mm, Height: 36.8 mm, Number of positions: 2, Color: gray

Cable housing - PH 2,5/ 3 - 3209701



Cable housing, Length: 19.9 mm, Width: 15.6 mm, Height: 36.8 mm, Number of positions: 3, Color: gray

Cable housing - PH 2,5/ 4 - 3209714



Cable housing, Length: 19.9 mm, Width: 20.8 mm, Height: 36.8 mm, Number of positions: 4, Color: gray

Plug - PP-H 2,5/ 5 - 3209905

Accessories

Cable housing - PH 2,5/ 5 - 3209727



Cable housing, Length: 19.9 mm, Width: 26 mm, Height: 36.8 mm, Number of positions: 5, Color: gray

Cable housing - PH 2,5/ 6 - 3209730



Cable housing, Length: 19.9 mm, Width: 31.2 mm, Height: 36.8 mm, Number of positions: 6, Color: gray

Cable housing - PH 2,5/ 7 - 3209743



Cable housing, Length: 19.9 mm, Width: 36.4 mm, Height: 36.8 mm, Number of positions: 7, Color: gray

Cable housing - PH 2,5/ 8 - 3209756



Cable housing, Length: 19.9 mm, Width: 41.6 mm, Height: 36.8 mm, Number of positions: 8, Color: gray

Cable housing - PH 2,5/ 9 - 3209507



Cable housing, Length: 19.9 mm, Width: 46.8 mm, Height: 36.8 mm, Number of positions: 9, Color: gray

Plug - PP-H 2,5/ 5 - 3209905

Accessories

Cable housing - PH 2,5/10 - 3209769



Cable housing, Length: 19.9 mm, Width: 52 mm, Height: 36.8 mm, Number of positions: 10, Color: gray

Cable housing - PH 2,5/11 - 3209772



Cable housing, Length: 19.9 mm, Width: 57.2 mm, Height: 36.8 mm, Number of positions: 11, Color: gray

Cable housing - PH 2,5/12 - 3209785



Cable housing, Length: 19.9 mm, Width: 62.4 mm, Height: 36.8 mm, Number of positions: 12, Color: gray

Cable housing - PH 2,5/13 - 3209798



Cable housing, Length: 19.9 mm, Width: 67.6 mm, Height: 36.8 mm, Number of positions: 13, Color: gray

Cable housing - PH 2,5/14 - 3209808



Cable housing, Length: 19.9 mm, Width: 72.8 mm, Height: 36.8 mm, Number of positions: 14, Color: gray

Plug - PP-H 2,5/ 5 - 3209905

Accessories

Cable housing - PH 2,5/15 - 3209811



Cable housing, Length: 19.9 mm, Width: 78 mm, Height: 36.8 mm, Number of positions: 15, Color: gray

End cover

Flange cover - DF-SP-H 2,5 - 3209824



Flange cover, Length: 35.8 mm, Width: 4.5 mm, Height: 24.7 mm, Color: gray

Flange

Flange cover - DFS-SP-H 2,5 - 3061431



Flange cover, Length: 35.8 mm, Width: 4.5 mm, Height: 24.7 mm, Color: gray

Insulating sleeve

Insulating sleeve - MPS-IH WH - 0201663



Insulating sleeve, Color: white

Insulating sleeve - MPS-IH RD - 0201676



Insulating sleeve, Color: red

Plug - PP-H 2,5/ 5 - 3209905

Accessories

Insulating sleeve - MPS-IH BU - 0201689



Insulating sleeve, Color: blue

Insulating sleeve - MPS-IH YE - 0201692



Insulating sleeve, Color: yellow

Insulating sleeve - MPS-IH GN - 0201702



Insulating sleeve, Color: green

Insulating sleeve - MPS-IH GY - 0201728



Insulating sleeve, Color: gray

Insulating sleeve - MPS-IH BK - 0201731



Insulating sleeve, Color: black

Plug - PP-H 2,5/ 5 - 3209905

Accessories

Insulating sleeve - ISH 2,5/0,2 - 3002843



Insulating sleeve, Color: white

Insulating sleeve - ISH 2,5/0,5 - 3002856



Insulating sleeve, Color: gray

Insulating sleeve - ISH 2,5/1,0 - 3002869



Insulating sleeve, Color: black

Mounting material

Latching - PR - 3040559



Latching, Number of positions: 1, Color: orange

Latching - PR/2 - 3040630



Latching, Number of positions: 2, Color: orange

Plug - PP-H 2,5/ 5 - 3209905

Accessories

Latching - PRT/2 - 3040631



Latching, can only be released using a screwdriver, Number of positions: 2, Color: orange

Latching - PRZ - 3040614



Latching, Length: 3 mm, Width: 5.2 mm, Number of positions: 2, Color: orange

Shield connection

Shield connection clamp - PSH 3- 6 - 3040591



Shield connection clamp, Color: black

Shield connection clamp - PSH 5-10 - 3040601



Shield connection clamp, Color: black

Strain relief

Strain relief - PZ/4 - 3040643



Strain relief, Number of positions: 4, Color: black

Test plug terminal block

Plug - PP-H 2,5/ 5 - 3209905

Accessories

Test plugs - MPS-MT - 0201744



Test plugs, Color: silver

Drawings

Circuit diagram

