


Surge protection device - TT-UKK5-D/ 24DC - 2788090


Please be informed that the data shown in this PDF Document is generated from our Online Catalog. Please find the complete data in the user's documentation. Our General Terms of Use for Downloads are valid (<http://download.phoenixcontact.com>)



Double-level modular terminal block with suppressor diode as surge protection between both levels, nominal voltage: 24 V DC, for mounting on NS 32 or NS 35/7.5, closed housing, terminal width: 6.2 mm, terminal height: 68 mm



Key commercial data

Packing unit	50 pc
GTIN	 4 017918 071332
Weight per Piece (excluding packing)	24.51 g
Custom tariff number	85363010
Country of origin	Greece

Technical data

Dimensions

Height	68 mm
Width	6.2 mm
Length	80 mm

Ambient conditions

Ambient temperature (operation)	-40 °C ... 85 °C
Degree of protection	IP20

General

Housing material	PA
Inflammability class according to UL 94	V2
Color	black
Standards for air and creepage distances	VDE 0110-1
Mounting type	DIN rail/G-profile rail
Type	Double-level terminal block
Direction of action	Line-Line

Protective circuit

Surge protection device - TT-UKK5-D/ 24DC - 2788090

Technical data

Protective circuit

IEC test classification	C3
VDE requirement class	C3
Nominal voltage U_N	24 V DC
Maximum continuous operating voltage U_C	28 V DC
	20 V AC
Maximum continuous voltage U_C (wire-wire)	28 V DC
	20 V AC
Nominal current I_N	16 A
Operating effective current I_C at U_C	≤ 5 A
Nominal discharge current I_n (8/20) μ s (Core-Core)	169 A
Total surge current (8/20) μ s	169 A
Max. discharge current I_{max} (8/20) μ s maximum (Core-Core)	169 A
Nominal pulse current I_{an} (10/1000) μ s (Core-Core)	33 A
Output voltage limitation at 1 kV/ μ s (Core-Core) static	≤ 40 V
Residual voltage at I_n , (conductor-conductor)	≤ 55 V
Response time t_A (Core-Core)	≤ 1 ns
Cut-off frequency f_g (3 dB), sym. in 150 Ohm system	typ. 1.2 MHz
Capacity (Core-Core)	≤ 1.6 nF (typical)
Surge carrying capacity in acc. with IEC 61643-21 (Core-Core)	C3 (25 A)

Connection data

Connection method	Screw connection
Connection type IN	Screw terminal blocks
Connection type OUT	Screw terminal blocks
Screw thread	M3
Tightening torque	0.5 Nm
Stripping length	8 mm
Conductor cross section stranded min.	0.2 mm ²
Conductor cross section stranded max.	4 mm ²
Conductor cross section solid min.	0.2 mm ²
Conductor cross section solid max.	4 mm ²
Conductor cross section AWG/kcmil min.	24
Conductor cross section AWG/kcmil max	12

Standards and Regulations

Standards/regulations	IEC 61643-21
-----------------------	--------------

Classifications

eCl@ss

eCl@ss 4.0	27140201
------------	----------

Surge protection device - TT-UKK5-D/ 24DC - 2788090

Classifications

eCl@ss

eCl@ss 4.1	27130801
eCl@ss 5.0	27130801
eCl@ss 5.1	27130801
eCl@ss 6.0	27130807
eCl@ss 7.0	27130807
eCl@ss 8.0	27130807

ETIM

ETIM 2.0	EC000943
ETIM 3.0	EC000943
ETIM 4.0	EC000943
ETIM 5.0	EC000943

UNSPSC

UNSPSC 6.01	30212010
UNSPSC 7.0901	39121610
UNSPSC 11	39121610
UNSPSC 12.01	39121610
UNSPSC 13.2	39121620

Approvals

Approvals

Approvals

CSA / GOST / GOST

Ex Approvals

Approvals submitted


Approval details

CSA	
mm ² /AWG/kcmil	24-12
Nominal current I _N	16 A

Surge protection device - TT-UKK5-D/ 24DC - 2788090

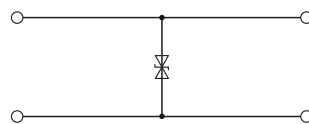
Approvals

Nominal voltage UN	24 V
--------------------	------



Drawings

Circuit diagram



Schematic diagram

