

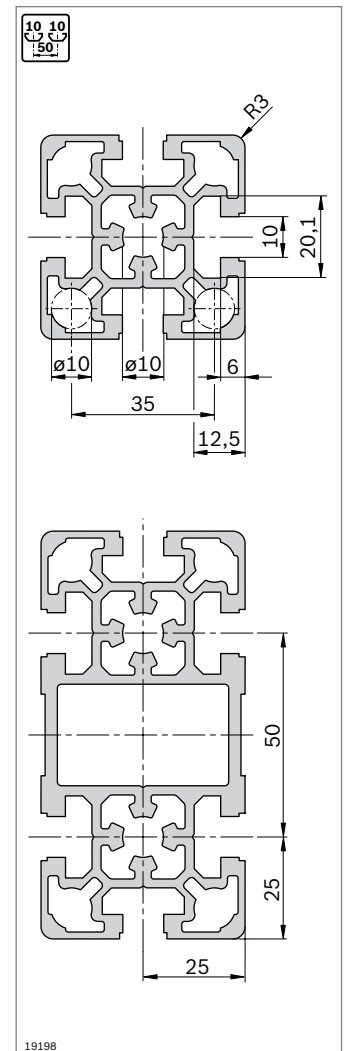
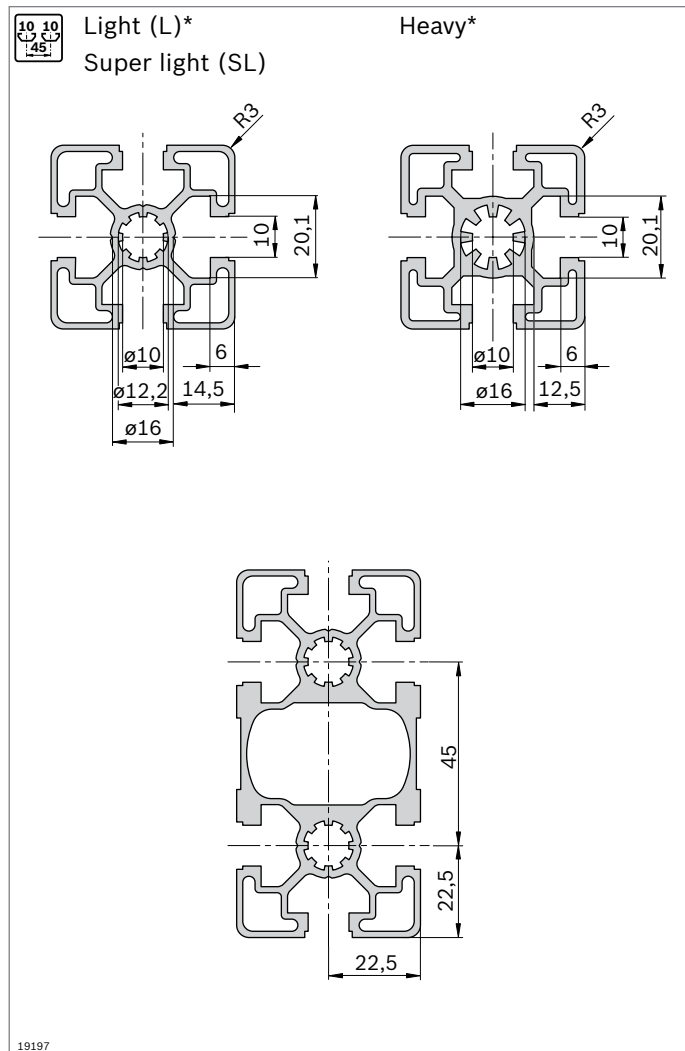
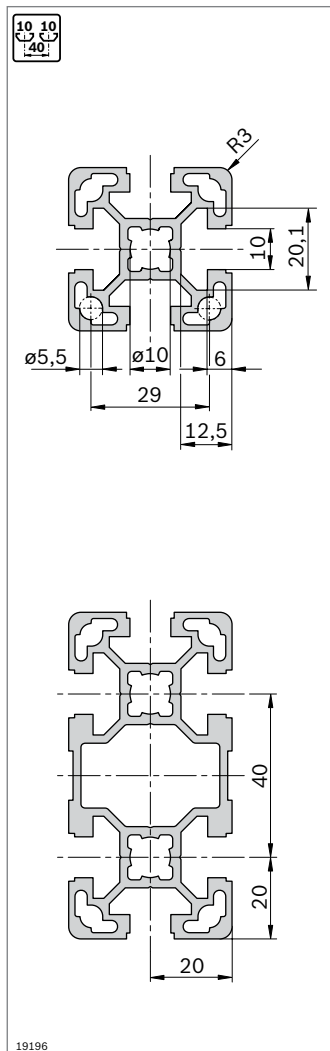
## Strut profiles with 10 mm slot

The Rexroth modular profile system, with 10 mm slots in the modular dimensions 40 mm, 45 mm, 50 mm, and 60 mm, covers all conventional profile dimensions on the world market.

45 mm, and 50 mm, e.g. 50x50L) combine high strengths with minimum use of materials. This gives you a cost-effective and stable solution for the construction of tables, protection devices or frames, for instance.

Thanks to their computer-optimized design, the strut profiles L with 10 mm slot (modular dimensions 40 mm,

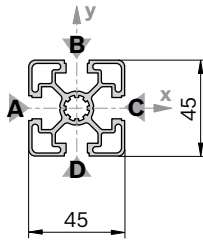
### Slot, modular dimensions, central bore



\*) The following L-profiles have a "heavy" slot geometry:  
45x90x90L; 45x90x90L 4N; 90x90L; 90x90L 4N; 90x90L 4NVS; 90x180L

**45x45L**

A = 6,0 cm<sup>2</sup>  
 $I_x = 11,7 \text{ cm}^4$   
 $I_y = 11,7 \text{ cm}^4$   
 $W_x = 5,2 \text{ cm}^3$   
 $W_y = 5,2 \text{ cm}^3$   
 m = 1,6 kg/m



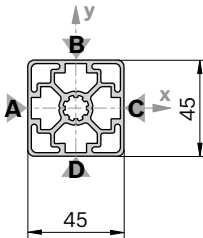
19421

Cover cap	Color	ESD	No.
45x45 (1x)	Signal gray		100 <b>3 842 548 752</b>
45x45 (1x)	Black		20 <b>3 842 548 753</b>
Material:	PP		

Cover cap with hole	Color	ESD	No.
45x45 (1x)	Signal gray		20 <b>3 842 548 796</b>
45x45 (1x)	Black		20 <b>3 842 548 797</b>
Material:	PP		

**45x45L ON**

A = 6,7 cm<sup>2</sup>  
 $I_x = 13,5 \text{ cm}^4$   
 $I_y = 13,5 \text{ cm}^4$   
 $W_x = 6,0 \text{ cm}^3$   
 $W_y = 6,0 \text{ cm}^3$   
 m = 1,8 kg/m



19422

Cover cap: see 45x45

45x45L	L (mm)	No.
1 pcs	50 ... 6000	<b>3 842 992 425 / L</b>
1 pcs M12	60 ... 6000	<b>3 842 992 426 / L</b>
1 pcs M12  M12	110 ... 6000	<b>3 842 992 427 / L</b>
1 pcs M12  D17	90 ... 6000	<b>3 842 992 960 / L</b>
1 pcs D9,8  D9,8	80 ... 6000	<b>3 842 992 967 / L</b>
1 pcs D17	60 ... 6000	<b>3 842 992 953 / L</b>
1 pcs D17  D17	80 ... 6000	<b>3 842 992 954 / L</b>
1 pcs D17  D17V	80 ... 6000	<b>3 842 992 956 / L</b>
20 pcs	6070	<b>3 842 553 611</b>

Quick & Easy (p. 2-8, see fold-out section)

45x45L	3 842 993 737 / ...
Length L (mm)	50 ... 6000
Standard profile finishing (note minimum length, p. 2-25)	M12 / D9,8 / D17 / DB17 / F1 (A) <sup>1)</sup>
Customized profile finishing (L <sub>max</sub> = 5400 mm)	DI / DIS / MT / MTS / MI / MIS / DG <sup>2)</sup>

<sup>1)</sup> For the specified slots

<sup>2)</sup> DG<sub>max</sub> = 45°; L<sub>min1</sub> / L<sub>min2</sub> = 378 / 456 mm

45x45L ON	L (mm)	No.
20 pcs	6070	<b>3 842 540 955</b>

Quick & Easy (p. 2-8, see fold-out section)

45x45L ON	3 842 993 761 / ...
Length L (mm)	50 ... 6000
Standard profile finishing (note minimum length, p. 2-25)	M12 / D9.8 / D17 / DB17
Customized profile finishing (L <sub>max</sub> = 5400 mm)	DI / DIS / MT / MTS / MI / MIS / DG <sup>1)</sup>

<sup>1)</sup> DG<sub>max</sub> = 45°; L<sub>min1</sub> / L<sub>min2</sub> = 378 / 456 mm

**45x45**

A = 7,5 cm<sup>2</sup>  
 $I_x = 13,8 \text{ cm}^4$   
 $I_y = 13,8 \text{ cm}^4$   
 $W_x = 6,1 \text{ cm}^3$   
 $W_y = 6,1 \text{ cm}^3$   
 m = 2,0 kg/m

10 10  
45

19432

Cover cap	Color	ESD	No.
45x45 (1x)	Signal gray		100 <b>3 842 548 752</b>
45x45 (1x)	Black		20 <b>3 842 548 753</b>
Material:	PP		

Cover cap with hole	Color	ESD	No.
45x45 (1x)	Signal gray		20 <b>3 842 548 796</b>
45x45 (1x)	Black		20 <b>3 842 548 797</b>
Material:	PP		

45x45	L (mm)	No.
1 pcs	50 ... 6000	<b>3 842 990 520 / L</b>
1 pcs M12	60 ... 6000	<b>3 842 990 517 / L</b>
1 pcs M12  M12	110 ... 6000	<b>3 842 990 518 / L</b>
1 pcs M12  M16	180 ... 6000	<b>3 842 990 519 / L</b>
1 pcs M12  D17	90 ... 6000	<b>3 842 990 640 / L</b>
1 pcs M16	120 ... 6000	<b>3 842 990 521 / L</b>
1 pcs M16  D17	170 ... 6000	<b>3 842 990 642 / L</b>
1 pcs D9,8  D9,8	70 ... 6000	<b>3 842 992 969 / L</b>
1 pcs D17	60 ... 6000	<b>3 842 990 648 / L</b>
1 pcs D17  D17	80 ... 6000	<b>3 842 990 644 / L</b>
1 pcs D17  D17V	80 ... 6000	<b>3 842 990 646 / L</b>
20 pcs	6070	<b>3 842 553 614</b>

Quick & Easy (p. 2-8, see fold-out section)

45x45	3 842 993 734 / ...
Length L (mm)	50 ... 6000
Standard profile finishing (note minimum length, p. 2-25)	M12 / M16 / D9.8 / D17 / DB17
Customized profile finishing ( $L_{max} = 5400 \text{ mm}$ )	DI / DIS / MT / MTS / MI / MIS / DG <sup>1)</sup>

<sup>1)</sup>  $DG_{max} = 45^\circ$ ;  $L_{min1} / L_{min2} = 378 / 456 \text{ mm}$