




























FOR CURRENT INFORMATION

Non-Illuminated Emergency Stop Mushroom Head Push Buttons, Ø 40 mm (Red)
(screw clamp terminal connections)

Shape of Head	Type of Push	Type of Contact		Number of Positions	Catalog Number (Components)
		N/O	N/C		
 XB4BT845	 Trigger action push-pull	1	1		XB4BT845 (ZB4BZ105 + ZB4BT84)
	 Trigger action turn to release	1	1		XB4BS8445 (ZB4BZ105 + ZB4BS844)
 XB4BS9445	 Trigger action Key release (No. 455)	1	1		XB4BS9445 (ZB4BZ105 + ZB4BS944)
	 Push-pull	–	1		XB4BT42 (ZB4BZ102 + ZB4BT4)
	 Turn to release	–	1		XB4BS542 (ZB4BZ102 + ZB4BS54)
 XB4BS542	 Key release (No. 455)	–	1		XB4BS142 (ZB4BZ102 + ZB4BS14)

Non-Illuminated Selector Switches and Key Switches (screw clamp terminal connections)

Shape of Head	Type of Operator	Type of Contact		Number and Type of Positions	Catalog Number (Components)
		N/O	N/C		
 XB4BD33	 Standard lever, black	1	–	2 - maintained 	XB4BD21 (ZB4BZ101 + ZB4BD2)
		1	1	2 - maintained 	XB4BD25 (ZB4BZ105 + ZB4BD2)
		2	–	3 - maintained 	XB4BD33 (ZB4BZ103 + ZB4BD3)
				3 - momentary to center 	XB4BD53 (ZB4BZ103 + ZB4BD5)
 XB4BJ33	 Extended lever, black	1	–	2 - maintained 	XB4BJ21 (ZB4BZ101 + ZB4BJ2)
		2	–	3 - maintained 	XB4BJ33 (ZB4BZ103 + ZB4BJ3)
				3 - momentary to center 	XB4BJ53 (ZB4BZ103 + ZB4BJ5)
		 XB4BG33	 Key (No. 455)	1	–
2 - momentary to left 	XB4BG41 (ZB4BZ101 + ZB4BG4)				
2 - momentary to left 	XB4BG61 (ZB4BZ101 + ZB4BG6)				
2	–			3 - maintained 	XB4BG03 (ZB4BZ103 + ZB4BG0)
				3 - maintained 	XB4BG33 (ZB4BZ103 + ZB4BG3)

The symbol  indicates key withdrawal position(s)

Details

Complete units

XB4BT42	"40MM E-STOP MUSHROOM, PI 1NO/1NC"
Operator	<i>40mm mushroom</i>
Actuation	<i>Push-pull</i>
More	<i>.</i>
Color	<i>Red</i>
Contacts	<i>1 NC</i>
Marking	<i>None</i>
Boot	<i>None</i>
Key removal	<i>.</i>
Light module	<i>.</i>
Lamp voltage	<i>.</i>