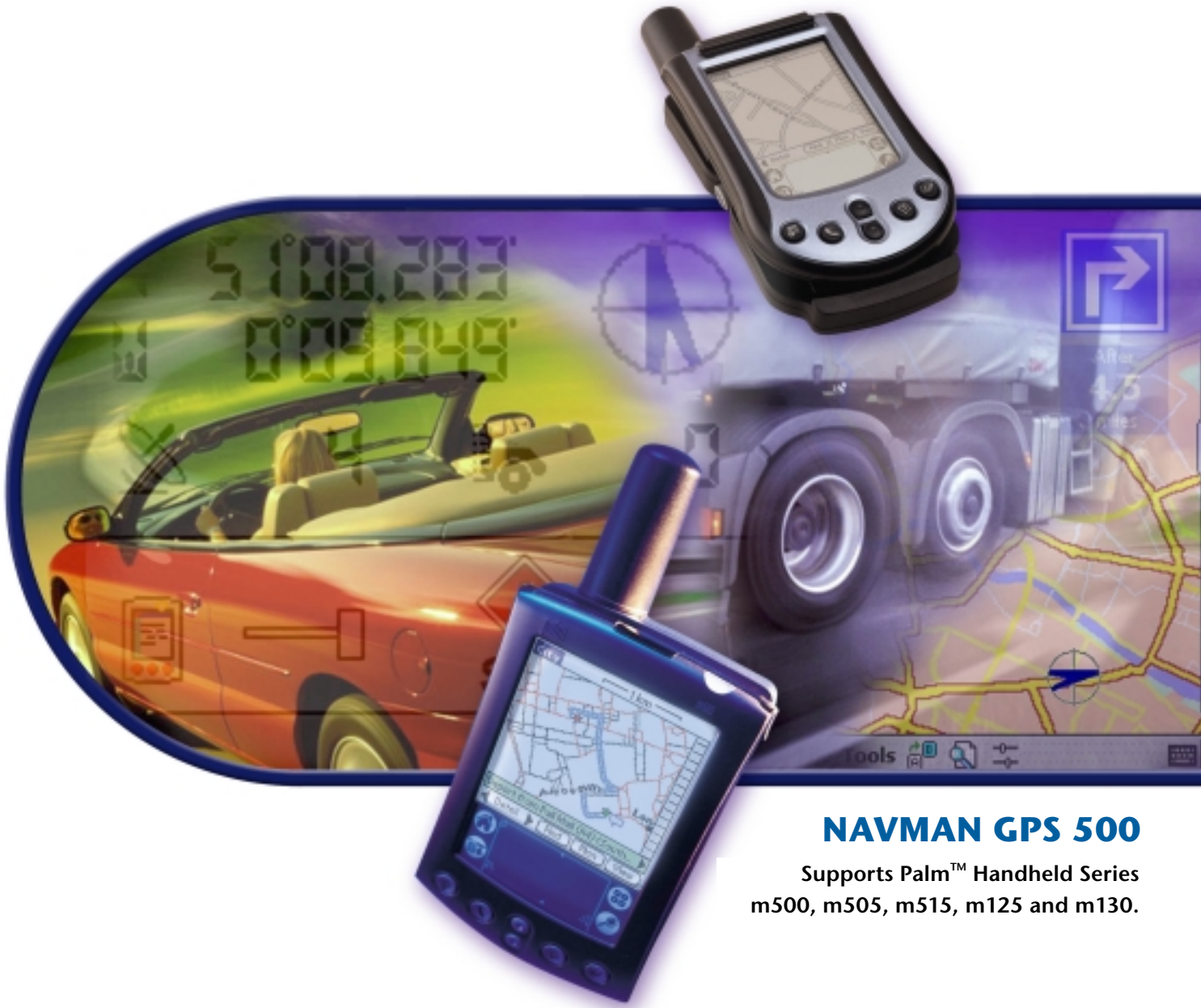


NAVMAN

MOBILE NAVIGATION PRODUCTS



NAVMAN GPS 500

Supports Palm™ Handheld Series
m500, m505, m515, m125 and m130.

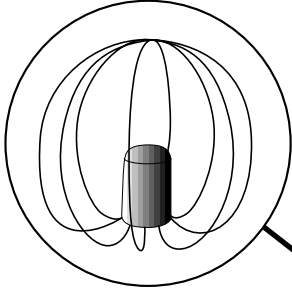
WALK DRIVE ARRIVE

NAVMAN GPS 500

HARDWARE

Satellite Receiver for the Palm™ Handheld m500, m505, m515, m125 & m130 series.

Multi-Directional



Increased capability to receive GPS signal from any direction.

12 Channel Receiver

Satellite GPS Receiver designed specifically for the Palm™ Pocket PC Handheld devices.

NAVMAN GPS 500 Clip-On Satellite Receiver for Palm™ Handheld Series with SMARTPATH Western European Mapping Software allows you to plan and track your journey from one city or town to another, or simply guide you from one location in a city to another with street level detail and instruction. In addition to knowing how to get to your destination, you will also know where you are with an accuracy of 5 metres 95% of the time. The powerful combination of NAVMAN's GPS receiver, SMARTPATH GPS software and your Palm™ Handheld means you can now navigate from the car or when walking.




Car Mount

Unique flexible, easy to install and remove car mount system.

Accuracy

Accuracy of 5 metres 95% of the time.

Front View



Side View

Rear View



In-Car Windshield Mount rails

The Complete Solution



GPS Satellite Receiver

In-Car Power Cable

Smartpath City GPS Software
Smartpath Trip GPS Software

In-Car Windshield Mount

NAVMAN GPS 500 Technical Specification	
Antenna Type	Quadrifiler helix
Satellite Measure Used	12-channel parallel, automatic selection
Current Consumption	
Time to First Fix (TTFF)	
Hot Start	18 Seconds (typical)
Warm Start	48 Seconds (typical)
Cold Start	120 Seconds (typical)
Re-acquisition Time	25 Seconds (typical)
Accuracy of Position Fix	
Horizontal	5.0 meters, typical (95% probable)
Interface	Palm Universal Connector (Serial)
Update Rate	Initial, every second. Typically every 2 seconds once fix established.
Output Message	NMEA 0183 Ver: 2.01, GPGGA, GPGSA, GPRMC, and GPGSV.
Power	3.3V DC from the Palm's internal 950 mAh Lithium Polymer rechargeable battery.
External Power	12.0V DC in-car adaptor
Battery Life	Full backlight, GPS running 3 - 4.4 hours.

System Specification	
PC Requirements	Palm™ Requirements
IBM Compatible 486 or higher.	m500, m505, m515, m125 & m130
Dual Speed CD Rom or higher.	116KB for application software.
MS Windows 95, 98, ME, 2000 or XP.	Typically 4Mb free space for Map data.
	Palm™ ROM V3.1 or later.

Website www.navman-mobile.com



Does not include Palm™ Handheld.

Product Code: AA005059

Model: GPS 500

Barcode: 9 41977700108 9

Navman Mobile Ltd

The Office Building, Gatwick Road, Manor Royal, Crawley, West Sussex RH10 9RZ UNITED KINGDOM
Office +44 (0)1293 449882 • Fax +44 (0)1293 459735

NAVMAN is a registered trademarks of Navman NZ Limited. All rights reserved
All other trademarks are the properties of their respective owners. E&OE.