



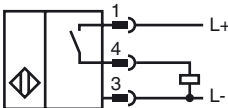
Model Number

MB60-12GM50-E2-V1

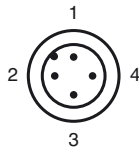
Features

- Sensing range 60 mm based on DM60-31-15 magnet

Connection



Pinout



Wire colors in accordance with EN 60947-5-2

1	BN	(brown)
2	WH	(white)
3	BU	(blue)
4	BK	(black)

Accessories

BF 12

Mounting flange, 12 mm

DM 25-32-07

Permanent magnet for magnetic field sensors

DM 60-31-15

Permanent magnet for magnetic field sensors

V1-W-2M-PUR

Cable socket, M12, 4-pin, PUR cable

V1-G-2M-PUR

Cable socket, M12, 4-pin, PUR cable

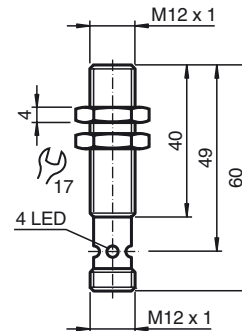
V1-G

4-pin, M12 female field-attachable connector

V1-W

4-pin, M12 female field-attachable connector

Dimensions



Technical Data

General specifications

Switching element function	PNP	NO
Rated operating distance	s_n	60 mm
Installation		flush in non-magnetic metal
Output polarity		DC
Assured operating distance	s_a	10 ... 48.6 mm

Nominal ratings

Operating voltage	U_B	10 ... 30 V
Switching frequency	f	0 ... 5000 Hz
Hysteresis	H	1 ... 10 %
Reverse polarity protection		reverse polarity protected
Short-circuit protection		pulsing
Voltage drop	U_d	≤ 2.5 V
Operating current	I_L	0 ... 200 mA
No-load supply current	I_0	≤ 10 mA
Switching state indication		Multihole-LED, yellow

Functional safety related parameters

MTTF _d	2935 a
Mission Time (T_M)	20 a
Diagnostic Coverage (DC)	0 %

Ambient conditions

Ambient temperature	-25 ... 75 °C (-13 ... 167 °F)
---------------------	--------------------------------

Mechanical specifications

Connection type	Connector M12 x 1, 4-pin
Housing material	Stainless steel 1.4404 / AISI 316L
Sensing face	PBT
Protection degree	IP67

Compliance with standards and directives

Standard conformity	
Standards	EN 60947-5-2:2007 IEC 60947-5-2:2007

Approvals and certificates

Protection class	II
UL approval	cULus Listed, General Purpose
CSA approval	cCSAus Listed, General Purpose
CCC approval	CCC approval / marking not required for products rated ≤ 36 V

Magnet DM 60-31-15

