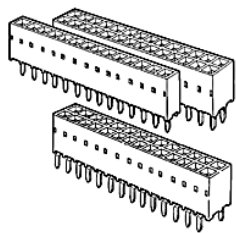


**76341-312LF - DUBOX™ : 12
Position PCB Mounted
Receptacle Through Mount,
Top Entry, Single Row**



www.fci.com

Mating Half

▶ 77311-101-12LF

▶ 95293-101-12LF

Specifications

General	
Hold Down Style	No Locating Pegs
Number of contacts (per row)	12
Number of contacts (Total)	12
Number of rows	1
Orientation	Vertical
Packaging	Tube
Mating half	Mates with 0.64 mm (0.025 in.) Square pins.
Series Number	76341
Dimensional	
Thickness (Board)	1.6 mm (0.062 in.) or 2.36 mm (0.093 in.)
Footprint (Board)	2.54 mm x 2.54 mm (0.1 in. x 0.1 in.)
Electrical	
Current rating	3A max. per Contact/2A max. per Contact for Full Load
Resistance (Contact)	15 milli ohms Initial, 20 milli ohms After test
Resistance (Insulation)	100000 M-ohms
Voltage rating	1000V rms
Mechanical	
Insertion force	1.50N (150 gf) per Contact
Withdrawal Force	0.3N (30 gf) min. per Contact
Mounting	
Solder process	Compatible with Wave Soldering Processes
Physical	
Color (Housing)	Blue
Material (Contact)	Phosphor Bronze
Material (Housing)	Glass - Filled Thermoplastic Polyester
Plating (Contact area)	0.76 µm (30 µin.) Gold

Plating (Tail)	2.54 µm (100 µin.) Tin
Underplating (Contact)	1.27 µm (50 µin.) Nickel
Flammability rating	UL 94 V-0
Temperature (Range)	-65 °C to +125 °C
Approvals / Certifications	
UL File Number	E66906
CSA File Number	LR46923
Approvals / Certifications	UL and CSA Approved

PRODUCT NUMBER
76341-YXXXXLF

WHEN NEEDED, SUFFIX LETTER "LF"
INDICATES THE PRODUCT IS RoHS
COMPATIBLE, SEE NOTE 5.

OPTIONAL LETTER
H: HIGH TEMPERATURE PRODUCT.

NUMBER OF POSITIONS: 02 TO 50.

PLATING CODE

3= 0.76µm GOLD ON CONTACT AREA.

3.81µm TIN-LEAD ON TAIL.

4= 5µm TIN-LEAD ON CONTACT AREA.

3.81µm TIN-LEAD ON TAIL.

WHEN SUFFIX "LF" IS REQUIRED, 2µm MIN MATTE
TIN OVER 1.27 MIN Ni IS SUPPLIED INSTEAD OF SnPb.

NOTES:

- 1 - HOUSING MAT'L: THERMOPLASTIC GLASS FILLED
FLAME RETARDANT PER UL 94 V-0
LOW TEMPERATURE: COLOR BLUE
HIGH TEMPERATURE: COLOR GREY.
- 2 - TERMINAL MATERIAL: PHOSPHOR BRONZE.
- 3 - 2 UP TO 4 POSITIONS PRODUCT PACKED IN PLASTIC BOX.
5 UP TO 50 POSITIONS PRODUCT PACKED IN TUBE.

4 - TO DETERMINE DIMENSIONS:

N = NUMBER OF POSITIONS

EXAMPLE: 8 POS: $(N \times 2.54) - 0.08 = 20.24$ mm

5 - RoHS COMPATIBLE PRODUCT SPECIFICATIONS

a - PLATING:

- "LF" MEANS THE PRODUCT IS LEAD-FREE,
2µm MINIMUM MATTE TIN OVER 1.27µm
MINIMUM NICKEL UNDERPLATE.

b - MANUFACTURING PROCESS COMPATIBILITY

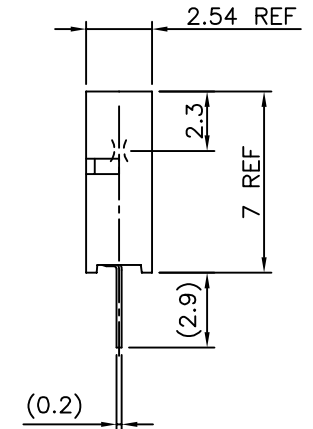
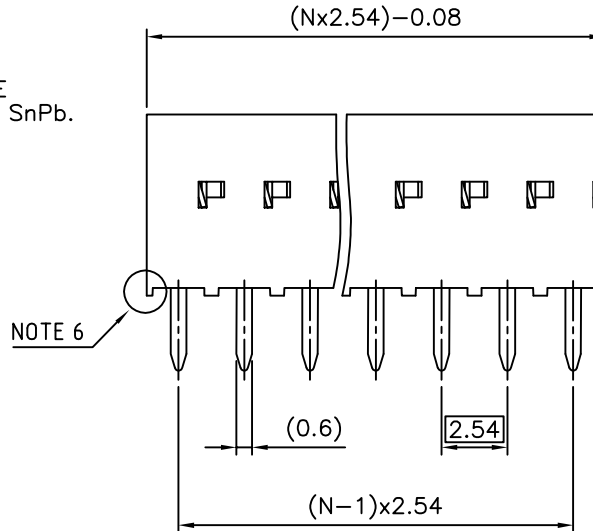
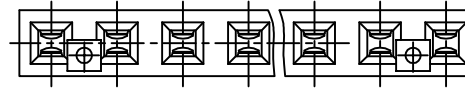
- THE HOUSING WILL WITHSTAND EXPOSURE TO
260°C ±5°C SOLDER BATH TEMPERATURE FOR
5 SECONDS IN A WAVE SOLDER APPLICATION
WITH A 1.6mm MIN THICK CIRCUIT BOARD.

c - LABELING:

- MEETS PACKAGING SPECS AS PER GS-14-920

d - LEGAL STATEMENT: SEE GS-22-008

6 - END STAND-OFFS FOR 1x2 UP TO 1x5 POS
NO END STAND-OFFS FOR 1x6 UP TO 1x50 POS



mat'l. code SEE NOTES		surface ISO 1302	tolerance ISO 406 ISO 1101	projection mm	product family DUBOX
ltr	ecn no	dr	date	tolerances unless otherwise specified	title
P	F11-0043	JCO	12.02.22	angles linear ±0.3	BtB RECEPT. VERT SR TMT
J	F80115	PNZ	98.01.22	±2°	scale 5:1
K	F10110	GCO	01.01.16	dr	D LEGRAND 04.09.27
L	F03-0284	DLE	03.10.07	enfr	P NIZZI 04.09.27
M	F04-0347	DLE	04.09.27	chr	D LEGRAND 04.09.27
N	F06-0204	DLE	06.06.20	appd	P NZ 04.09.27
sheet	revision	P	B		dwg no
index	sheet	1	2		76341
					sheet 1 of 2
					size A3
					type CUSTOMER Drawing



Copyright FCI

1

2

A

A

B

B

C

C

D

D

form: A4

1

2

Fcconnect.com

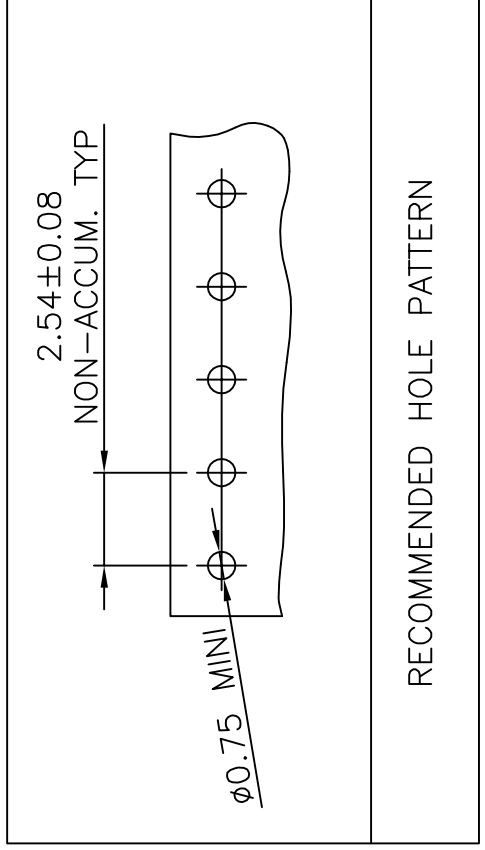


PDM: Rev:P

STATUS: Released

Printed: Mar 20, 2012

Copyright FCJ



mat'l. code		SEE SHEET 1		surface		tolerance		projection		product family	
lfr		ecn no dr		ISO 1302		ISO 406 ISO 1101				DUBOX	
A		F04-0347 DLE		tolerances unless otherwise specified				mm		title	
B		F06-0204 DLE		angles		±0.3		scale 5:1		BtB RECEIPT. VERT SR TMT	
				±2°						dwg no	
				dr		D LEGRAND		FCJ		sheet 2 of 2 size	
				engr		P NIZZI				76341 A4	
				chr		D LE				type	
				appd		P NZ				CUSTOMER Drawing	
sheet		revision									
index		sheet									

PRODUCT NUMBER
76341-YXXXXLF

WHEN NEEDED, SUFFIX LETTER "LF"
INDICATES THE PRODUCT IS RoHS
COMPATIBLE, SEE NOTE 5.

OPTIONAL LETTER
H: HIGH TEMPERATURE PRODUCT.

NUMBER OF POSITIONS: 02 TO 50.

PLATING CODE

3= 0.76µm GOLD ON CONTACT AREA.

3.81µm TIN-LEAD ON TAIL.

4= 5µm TIN-LEAD ON CONTACT AREA.

3.81µm TIN-LEAD ON TAIL.

WHEN SUFFIX "LF" IS REQUIRED, 2µm MIN MATTE
TIN OVER 1.27 MIN Ni IS SUPPLIED INSTEAD OF SnPb.

NOTES:

- 1 - HOUSING MAT'L: THERMOPLASTIC GLASS FILLED
FLAME RETARDANT PER UL 94 V-0
LOW TEMPERATURE: COLOR BLUE
HIGH TEMPERATURE: COLOR GREY.
- 2 - TERMINAL MATERIAL: PHOSPHOR BRONZE.
- 3 - 2 UP TO 4 POSITIONS PRODUCT PACKED IN PLASTIC BOX.
5 UP TO 50 POSITIONS PRODUCT PACKED IN TUBE.

4 - TO DETERMINE DIMENSIONS:

N = NUMBER OF POSITIONS

EXAMPLE: 8 POS: $(N \times 2.54) - 0.08 = 20.24$ mm

5 - RoHS COMPATIBLE PRODUCT SPECIFICATIONS

a - PLATING:

- "LF" MEANS THE PRODUCT IS LEAD-FREE,
2µm MINIMUM MATTE TIN OVER 1.27µm
MINIMUM NICKEL UNDERPLATE.

b - MANUFACTURING PROCESS COMPATIBILITY

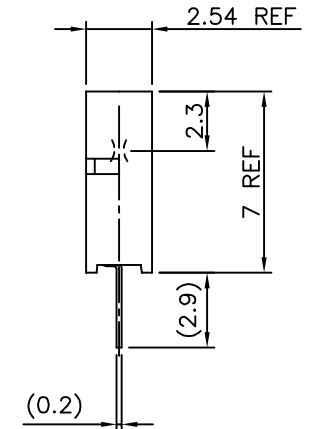
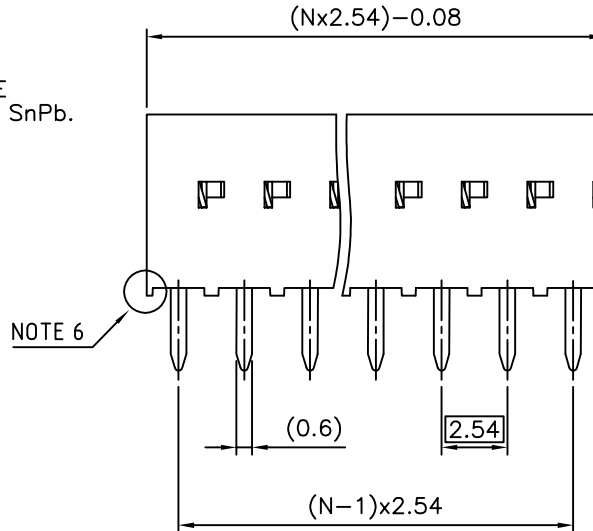
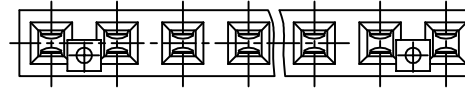
- THE HOUSING WILL WITHSTAND EXPOSURE TO
260°C ±5°C SOLDER BATH TEMPERATURE FOR
5 SECONDS IN A WAVE SOLDER APPLICATION
WITH A 1.6mm MIN THICK CIRCUIT BOARD.

c - LABELING:

- MEETS PACKAGING SPECS AS PER GS-14-920

d - LEGAL STATEMENT: SEE GS-22-008

6 - END STAND-OFFS FOR 1x2 UP TO 1x5 POS
NO END STAND-OFFS FOR 1x6 UP TO 1x50 POS



mat'l. code SEE NOTES		surface ISO 1302	tolerance ISO 406 ISO 1101	projection mm	product family DUBOX
ltr	ecn no	dr	date	tolerances unless otherwise specified	title
P	F11-0043	JCO	12.02.22	angles linear ±0.3	BtB RECEPT. VERT SR TMT
J	F80115	PNZ	98.01.22	±2'	scale 5:1
K	F10110	GCO	01.01.16	dr	D LEGRAND 04.09.27
L	F03-0284	DLE	03.10.07	enfr	P NIZZI 04.09.27
M	F04-0347	DLE	04.09.27	chr	D LEGRAND 04.09.27
N	F06-0204	DLE	06.06.20	appd	P NZ 04.09.27
sheet	revision	P	B		dwg no
index	sheet	1	2		76341
					sheet 1 of 2
					size
					A3
					type
					CUSTOMER Drawing

1

2

A

A

B

B

C

C

D

D

form: A4

1

2

Fcconnect.com

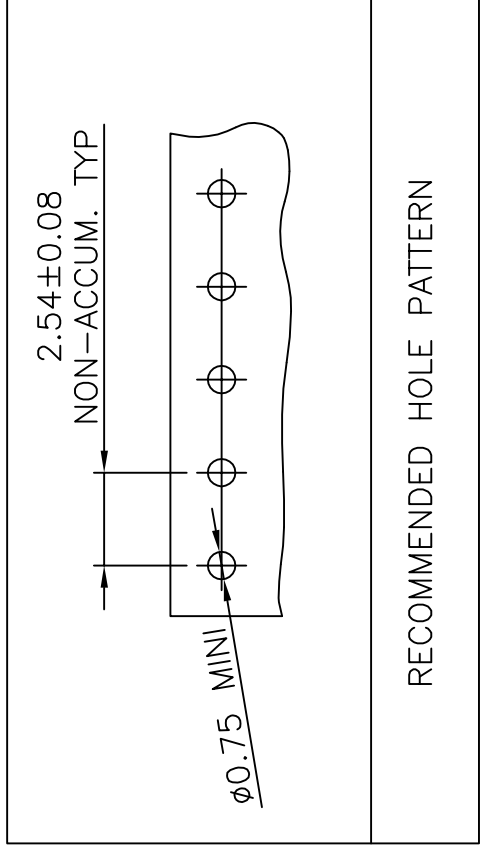


PDM: Rev:P

STATUS: Released

Printed: Mar 20, 2012

Copyright FCJ



mat'l. code		SEE SHEET 1		surface		tolerance		projection		product family	
lfr		ecn no		ISO 1302		ISO 406 ISO 1101				DUBOX	
dr		date		tolerances unless otherwise specified		otherwise specified		mm		title	
A		F04-0347 DLE		±0.3		linear		scale 5:1		BtB RECEIPT. VERT SR TMT	
B		F06-0204 DLE		±2°						dwg no	
				dr		D LEGRAND				sheet 2 of 2 size	
				engr		P NIZZI				76341 A4	
				chr		D LE				type	
				appd		P NZ				CUSTOMER Drawing	
sheet		revision									
index		sheet									