

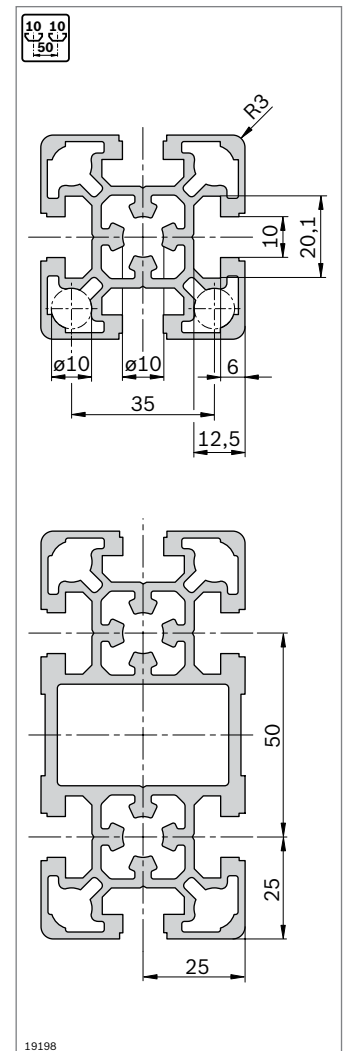
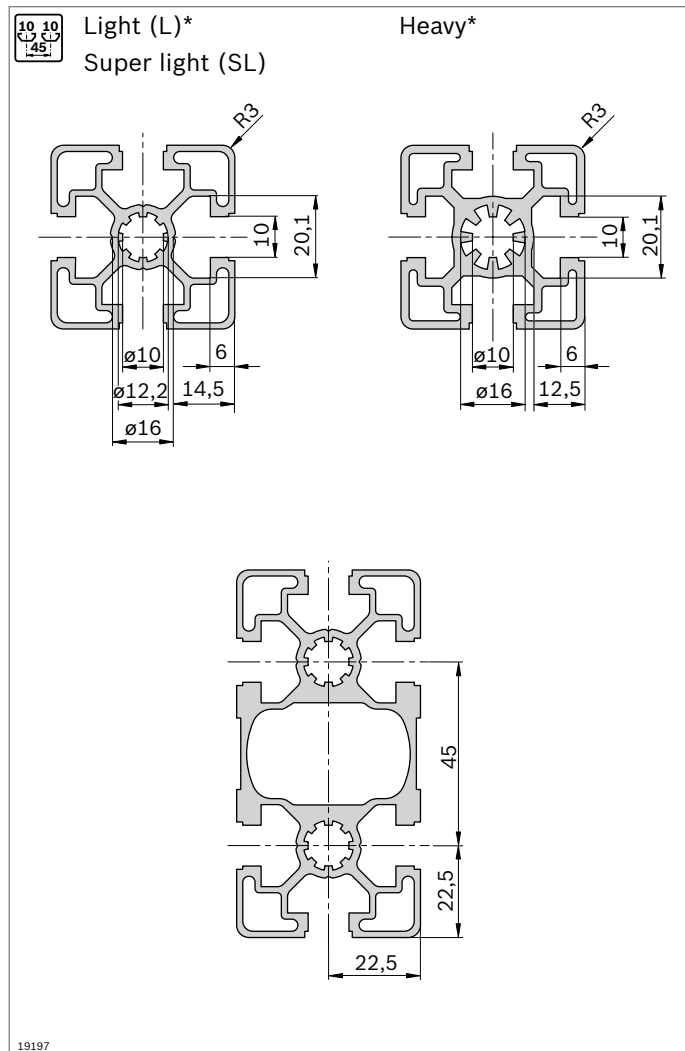
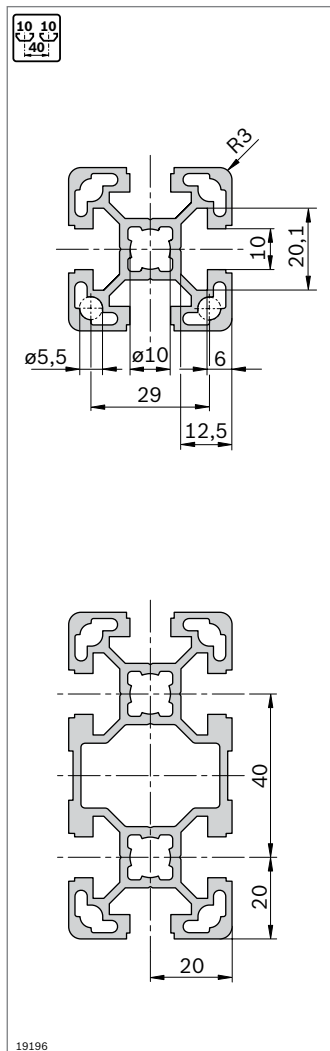
Strut profiles with 10 mm slot

The Rexroth modular profile system, with 10 mm slots in the modular dimensions 40 mm, 45 mm, 50 mm, and 60 mm, covers all conventional profile dimensions on the world market.

45 mm, and 50 mm, e.g. 50x50L) combine high strengths with minimum use of materials. This gives you a cost-effective and stable solution for the construction of tables, protection devices or frames, for instance.

Thanks to their computer-optimized design, the strut profiles L with 10 mm slot (modular dimensions 40 mm,

Slot, modular dimensions, central bore



*) The following L-profiles have a "heavy" slot geometry:
45x90x90L; 45x90x90L 4N; 90x90L; 90x90L 4N; 90x90L 4NVS; 90x180L

45x90x90L 4N

A = 22,1 cm²
 $I_x = 160,8 \text{ cm}^4$
 $I_y = 160,8 \text{ cm}^4$
 $W_x = 30,6 \text{ cm}^3$
 $W_y = 30,6 \text{ cm}^3$
 m = 6,0 kg/m

10 10
145

29432

Cover cap: see 45x90x90L

90x90SL

A = 14,1 cm²
 $I_x = 130,2 \text{ cm}^4$
 $I_y = 130,2 \text{ cm}^4$
 $W_x = 28,9 \text{ cm}^3$
 $W_y = 28,9 \text{ cm}^3$
 m = 3,8 kg/m

10 10
145

19442

Cover cap: see 90x90L

90x90L

A = 24,1 cm²
 $I_x = 211,1 \text{ cm}^4$
 $I_y = 211,1 \text{ cm}^4$
 $W_x = 46,9 \text{ cm}^3$
 $W_y = 46,9 \text{ cm}^3$
 m = 6,5 kg/m

10 10
145

19443

Cover cap	Color	ESD	No.
90x90L (1x)	Signal gray		20 3 842 548 758
90x90L (1x)	Black		20 3 842 548 759
Material:	PP		

45x90x90L 4N	L (mm)	No.
8 pcs	6070	3 842 547 827

Quick & Easy (p. 2-8, see fold-out section)

45x90x90L 4N	3 842 993 764
Length L (mm)	50 ... 6070
Standard profile finishing (note minimum length, p. 2-25)	M12 / D9.8 / D17 / DB17 (A,B,C,F,G,H) ¹⁾
Customized profile finishing (L _{max} = 5400 mm)	DI / DIS / MT / MTS / MI / MIS / DG ²⁾

¹⁾ For the specified slots

²⁾ DG_{max} = 45°; L_{min1} / L_{min2} = 456 / 612 mm

90x90SL	L (mm)	No.
1 pcs	50 ... 6000	3 842 993 449 / L
6 pcs	6070	3 842 537 100

Quick & Easy (p. 2-8, see fold-out section)

90x90SL	3 842 993 681 / ...
Length L (mm)	50 ... 6000
Standard profile finishing (note minimum length, p. 2-25)	M12 / D9.8 / D17 / DB17
Customized profile finishing (L _{max} = 5400 mm)	DI / DIS / DG ¹⁾

¹⁾ DG_{max} = 45°; L_{min1} / L_{min2} = 456 / 612 mm

90x90L	L (mm)	No.
1 pcs	50 ... 6000	3 842 992 415 / L
1 pcs M12	60 ... 6000	3 842 992 416 / L
1 pcs M12 M12	110 ... 6000	3 842 992 422 / L
1 pcs M12 D17	90 ... 6000	3 842 992 423 / L
1 pcs D17	60 ... 6000	3 842 992 417 / L
1 pcs D17 D17	80 ... 6000	3 842 992 420 / L
1 pcs D17 D17V	80 ... 6000	3 842 992 421 / L
1 pcs LF LF	80 ... 6000	3 842 992 418 / L
1 pcs LF M12	90 ... 6000	3 842 992 419 / L
6 pcs	6070	3 842 553 613

Profile finishing:

- M12: in all core holes
- D17: in slots C/H, D/G
- D17V: in slots A/F, B/E
- LF: in slots C/H, D/G

Quick & Easy (p. 2-8, see fold-out section)

90x90L	3 842 993 680 / ...
Length L (mm)	50 ... 6000
Standard profile finishing (note minimum length, p. 2-25)	M12 / D9.8 / D17 / DB17
Customized profile finishing (L _{max} = 5400 mm)	DI / DIS / MT / MTS / MI / MIS / DG ¹⁾

¹⁾ DG_{max} = 45°; L_{min1} / L_{min2} = 456 / 612 mm