

Number of contacts

14-68



Male connectors for IDC discrete wire, straight

Identification	No. of contacts	Part No.
Male connectors with insulation displacement termination for discrete wire AWG 28/30	14	60 13 014 52 ...
	20	60 13 020 52 ...
	26	60 13 026 52 ...
	36	60 13 036 52 ...
	50	60 13 050 52 ...
	68	60 13 068 52 ...
Insulation diameter (mm)		
Ø = 0.50-0.65	00	
Ø = 0.50-0.75	05	
Ø = 0.75-0.90	15	

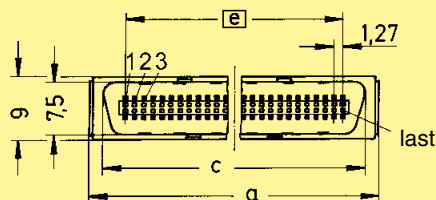
Available sizes

	Part No.	Ø	14	20	26	36	50	68
Male	60 13 ... 5200	0.50-0.65		●			●	●
	60 13 ... 5205	0.50-0.75	●		●	●		
	60 13 ... 5215	0.75-0.90	●		●	●		

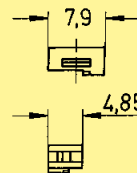
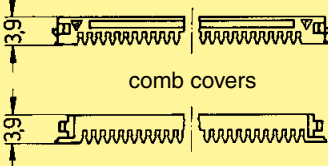
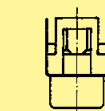
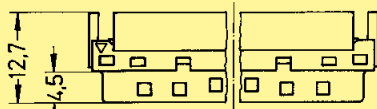
● = Available sizes

Dimensions for male connectors

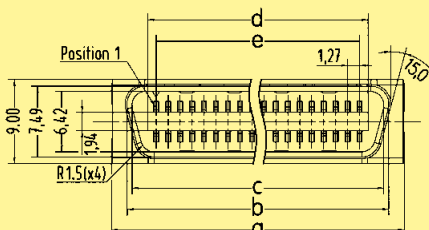
20 / 50 / 68 poles



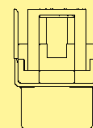
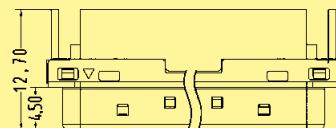
	a	c	e
20	21.24	17.55	11.43
50	40.29	36.60	30.48
68	51.72	48.03	41.91



14 / 26 / 36 poles



	a	b	c	d	e
14	17.10	13.84	12.78	9.42	7.62
26	24.95	21.46	20.40	17.00	15.24
36	31.35	27.81	26.75	23.39	21.59



Dimensions in mm



A manual for the *har-mik*® connector and cable assembly is available in our online catalogue *HARKIS*® or on demand at your local HARTING representative.