

PCB terminal block - FRONT 4-H-6,35-3 - 1703238

Please be informed that the data shown in this PDF Document is generated from our Online Catalog. Please find the complete data in the user's documentation. Our General Terms of Use for Downloads are valid (<http://phoenixcontact.com/download>)




PCB terminal block, Nominal current: 32 A, Nom. voltage: 320 V, Pitch: 6.35 mm, Number of positions: 3, Connection method: Screw connection, Mounting: Soldering, Conductor/PCB connection direction: 0 °, Color: green

The illustration shows the 5-pos. version



Key commercial data

Packing unit	10 pc
Minimum order quantity	10 pc
GTIN	 4 017918 959920
Weight per Piece (excluding packing)	25.46 g
Custom tariff number	85369010
Country of origin	Bulgaria
Note	Made to Order (non-returnable)

Technical data

Dimensions

Length	26 mm
Height	33 mm
Pitch	6.35 mm
Dimension a	12.7 mm
Pin dimensions	1 x 0,8 mm
Hole diameter	1.3 mm

General

Range of articles	FRONT 4-H
Rated surge voltage (III/3)	4 kV
Rated surge voltage (III/2)	4 kV
Rated surge voltage (II/2)	4 kV
Rated voltage (III/3)	320 V
Rated voltage (III/2)	320 V

PCB terminal block - FRONT 4-H-6,35-3 - 1703238

Technical data

General

Rated voltage (II/2)	630 V
Connection in acc. with standard	EN-VDE
Nominal current I _N	32 A
Nominal cross section	4 mm ²
Maximum load current	41 A (with 6 mm ² conductor cross section)
Solder pin surface	Sn
Inflammability class according to UL 94	V0
Stripping length	14 mm
Number of positions	3
Screw thread	M3
Tightening torque, min	0.5 Nm
Tightening torque max	0.6 Nm

Connection data

Conductor cross section solid min.	0.5 mm ²
Conductor cross section solid max.	6 mm ²
Conductor cross section stranded min.	0.5 mm ²
Conductor cross section stranded max.	6 mm ²
Conductor cross section stranded, with ferrule without plastic sleeve min.	0.5 mm ²
Conductor cross section stranded, with ferrule without plastic sleeve max.	4 mm ²
Conductor cross section stranded, with ferrule with plastic sleeve min.	0.5 mm ²
Conductor cross section stranded, with ferrule with plastic sleeve max.	2.5 mm ²
Conductor cross section AWG/kcmil min.	20
Conductor cross section AWG/kcmil max	10
2 conductors with same cross section, solid min.	0.5 mm ²
2 conductors with same cross section, solid max.	1.5 mm ²
2 conductors with same cross section, stranded min.	0.5 mm ²
2 conductors with same cross section, stranded max.	1.5 mm ²
2 conductors with same cross section, stranded, ferrules without plastic sleeve, min.	0.25 mm ²
2 conductors with same cross section, stranded, ferrules without plastic sleeve, max.	1 mm ²
2 conductors with same cross section, stranded, TWIN ferrules with plastic sleeve, min.	0.5 mm ²
2 conductors with same cross section, stranded, TWIN ferrules with plastic sleeve, max.	1 mm ²

Classifications

eCl@ss

eCl@ss 4.0	27141109
------------	----------

PCB terminal block - FRONT 4-H-6,35-3 - 1703238

Classifications

eCl@ss

eCl@ss 4.1	27141109
eCl@ss 5.0	27141190
eCl@ss 5.1	27141190
eCl@ss 6.0	27261101
eCl@ss 7.0	27440401
eCl@ss 8.0	27440401

ETIM

ETIM 3.0	EC001121
ETIM 4.0	EC002643
ETIM 5.0	EC002643

UNSPSC

UNSPSC 6.01	30211801
UNSPSC 7.0901	39121432
UNSPSC 11	39121432
UNSPSC 12.01	39121432
UNSPSC 13.2	39121432

Approvals

Approvals


Approvals

CSA / UL Recognized / cUL Recognized / EAC / cULus Recognized

Ex Approvals


Approvals submitted


Approval details

CSA 		
	B	D
mm ² /AWG/kcmil	22-10	22-10
Nominal current I _N	30 A	10 A
Nominal voltage U _N	300 V	300 V


PCB terminal block - FRONT 4-H-6,35-3 - 1703238

Approvals

UL Recognized 		
	B	D
mm ² /AWG/kcmil	24-10	24-10
Nominal current I _N	30 A	10 A
Nominal voltage U _N	300 V	300 V

cUL Recognized 		
	B	D
mm ² /AWG/kcmil	24-10	24-10
Nominal current I _N	30 A	10 A
Nominal voltage U _N	300 V	300 V

EAC

cULus Recognized 
--