

COMPONENT FOR ENCLOSURE, 22MM CONTACT BLOCK WITH 1 CONTACT ELEMENT SCREW TERMINAL, 1NO GOLD-PLATED CONTACTS



<b>Product designation</b>	contact block
<b>Contact block/ lampholder:</b>	
<b>Number of lampholders</b>	0
<b>General technical data:</b>	
<b>Product function</b>	
• positive opening	No
<b>Product component</b>	
• diode	No
• lamp transformer	No
• Light source	No
• series resistor	No
<b>Insulation voltage</b>	
• rated value	400 V
<b>Surge voltage resistance rated value</b>	4 kV
<b>Protection class IP</b>	
• of the enclosure	IP40
• of the terminal	IP20
<b>Degree of pollution</b>	class 3

<b>Operating frequency maximum</b>	1 000 1/h
<b>Mechanical service life (switching cycles)</b>	
• typical	10 000 000
<b>Electrical endurance (switching cycles) with contactors 3RT1015 to 3RT1026 typical</b>	10 000 000
<b>Thermal current</b>	10 A
<b>Equipment marking</b>	
• acc. to DIN 40719 extended according to IEC 204-2 acc. to IEC 750	S
• acc. to DIN EN 61346-2	P
• acc. to DIN EN 81346-2	P
<b>Design of the fuse link for short-circuit protection of the auxiliary switch with type of assignment 1 required</b>	gG / Dz 10 A
<b>Operating voltage 1</b>	
• at AC	
— at 50 Hz rated value	400 V
— at 60 Hz rated value	300 V
• at DC rated value	24 V

**Power Electronics:**

<b>Contact reliability</b>	one incorrect switching operation of 100 million switching operations (5 V, 1 mA)
----------------------------	---

**Auxiliary circuit:**

<b>Design of the contact of auxiliary contacts</b>	Gold-plated
<b>Number of NC contacts</b>	
• for auxiliary contacts	0
<b>Number of NO contacts</b>	
• for auxiliary contacts	1
<b>Number of CO contacts</b>	
• for auxiliary contacts	0
<b>Operating current at AC-12</b>	
• at 24 V rated value	10 A
• at 48 V rated value	10 A
• at 110 V rated value	10 A
• at 230 V rated value	10 A
• at 400 V rated value	10 A
<b>Operating current at AC-15</b>	
• at 24 V rated value	6 A
• at 48 V rated value	6 A
• at 110 V rated value	6 A
• at 230 V rated value	6 A
• at 400 V rated value	3 A

<b>Operating current at DC-12</b>	
• at 24 V rated value	10 A
• at 48 V rated value	5 A
• at 110 V rated value	2.5 A
• at 230 V rated value	1 A
<b>Operating current at DC-13</b>	
• at 24 V rated value	3 A
• at 48 V rated value	1.5 A
• at 110 V rated value	0.7 A
• at 230 V rated value	0.3 A

#### Connections/ Terminals:

<b>Type of electrical connection</b>	screw-type terminals
<b>Tightening torque</b>	
• for auxiliary contacts with screw-type terminals	0.8 N·m






#### Ambient conditions:

<b>Ambient temperature</b>	
• during operation	-25 ... +70 °C
• during storage	-25 ... +80 °C

#### Installation/ mounting/ dimensions:

<b>Mounting type</b>	floor mounting
<b>Height</b>	49.5 mm
<b>Width</b>	10 mm
<b>Depth</b>	28 mm

#### Certificates/approvals

General Product Approval	Functional Safety/Safety of Machinery	Declaration of Conformity	Test Certificates
 CCC	 CSA		 VDE
		 EG-Konf.	<a href="#">spezielle Prüfbescheinigung</a> <u>n</u>

#### other

[Bestätigungen](#)    [Umweltbestätigung](#)

#### Further information

**Information- and Downloadcenter (Catalogs, Brochures,...)**  
<http://www.siemens.com/industrial-controls/catalogs>

**Industry Mall (Online ordering system)**

<https://mall.industry.siemens.com/mall/en/en/Catalog/product?mlfb=3SB34200BA>

**Cax online generator**

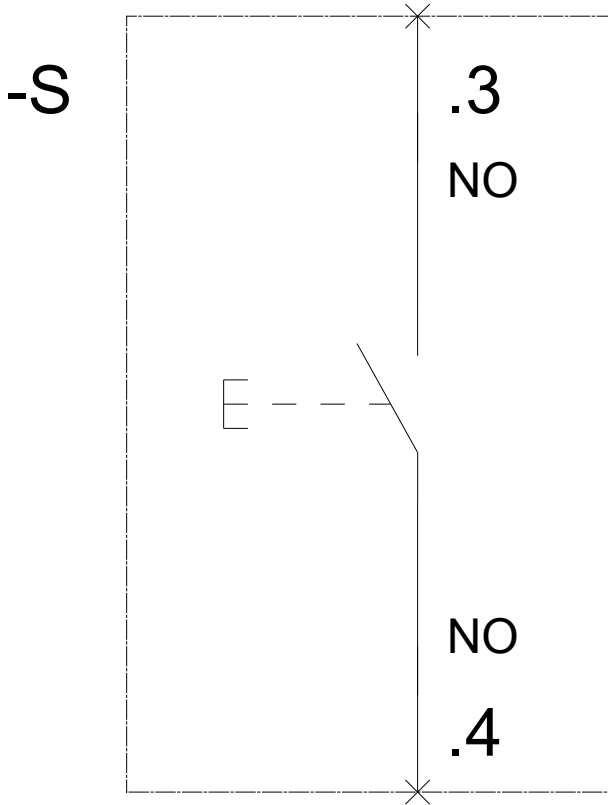
<http://support.automation.siemens.com/WW/CAXorder/default.aspx?lang=en&mlfb=3SB34200BA>

**Service&Support (Manuals, Certificates, Characteristics, FAQs,...)**

<https://support.industry.siemens.com/cs/ww/en/ps/3SB34200BA>

**Image database (product images, 2D dimension drawings, 3D models, device circuit diagrams, EPLAN macros, ...)**

[http://www.automation.siemens.com/bilddb/cax\\_de.aspx?mlfb=3SB34200BA&lang=en](http://www.automation.siemens.com/bilddb/cax_de.aspx?mlfb=3SB34200BA&lang=en)



last modified:

13.02.2016