

Type 1 surge protection plug - FLT 100 N/PE-1.5-ST - 2800304

Please be informed that the data shown in this PDF Document is generated from our Online Catalog. Please find the complete data in the user's documentation. Our General Terms of Use for Downloads are valid (<http://phoenixcontact.com/download>)



Type 1/Class I/B arrester (lightning arrester) replacement plug for N-PE path.

Key commercial data

Packing unit	10 pc
GTIN	 4 046356 535243
Weight per Piece (excluding packing)	227.31 g
Custom tariff number	85363010
Country of origin	Germany
Note	Made to Order (non-returnable)

Technical data

Dimensions

Height	56.1 mm
Width	35.5 mm
Depth	44.8 mm
Horizontal pitch	2 Div.

Ambient conditions

Degree of protection	IP20
Ambient temperature (operation)	-40 °C ... 80 °C
Ambient temperature (storage/transport)	-40 °C ... 80 °C
Altitude	≤ 2000 m (amsl (above mean sea level))
Permissible humidity (operation)	5 % ... 95 %
Shock (operation)	25g (half sinus / 11 ms / 3x ±X, ±Y, ±Z)
Vibration (operation)	5g (5 - 500 Hz/2.5 h/X, Y, Z)

General

Standards/specifications	IEC 61643-11 2011
	EN 61643-11 2012
IEC test classification	I
	T1

Type 1 surge protection plug - FLT 100 N/PE-1.5-ST - 2800304

Technical data

General

EN type	T1
IEC power supply system	TN-S
	TT
Lightning protection class	I
SPD design	Voltage-switching type
Mode of protection	N-PE
Mounting type	On base element
Color	black
Housing material	PBT
Pollution degree	2
Inflammability class according to UL 94	V-0
Type	Male
Number of positions	1
Surge protection fault message	None

Protective circuit

Nominal voltage U_N	240 V AC (TN - only N-PE)
	240 V AC (TT - only N-PE)
Nominal frequency f_N	50 Hz (60 Hz)
Maximum continuous operating voltage U_C	260 V AC
Residual current I_{PE}	≤ 0.01 mA
Follow current interrupt rating I_{fi}	100 A (260 V AC)
Voltage protection level U_p	≤ 1.5 kV
Residual voltage U_{res}	≤ 1.5 kV (at I_n)
	≤ 1 kV (at 10 kA)
	≤ 0.9 kV (at 5 kA)
	≤ 0.8 kV (at 3 kA)
Front of wave sparkover voltage at 6 kV (1.2/50) μ s	≤ 1.5 kV
TOV behavior at U_T	1200 V AC (200 ms / withstand mode)
Response time t_A	≤ 100 ns

UL specifications

UL class	Type 4 SPD for Type 2 applications
Maximum continuous operating voltage MCOV (N-G)	264 V AC
Mode of protection	N-G
Power distribution system	1S
Nominal frequency	50/60 Hz
Voltage protection rating VPR (N-G)	1.5 kV
Nominal discharge current I_n (N-G)	20 kA
Follow current (N-G)	200 A (264 V AC)

Type 1 surge protection plug - FLT 100 N/PE-1.5-ST - 2800304

Classifications

eCl@ss

eCl@ss 4.0	27140201
eCl@ss 4.1	27140201
eCl@ss 5.0	27140201
eCl@ss 5.1	27140201
eCl@ss 6.0	27140201
eCl@ss 7.0	27140201
eCl@ss 8.0	27130802

ETIM

ETIM 2.0	EC000381
ETIM 3.0	EC000381
ETIM 4.0	EC000381
ETIM 5.0	EC000381

UNSPSC

UNSPSC 6.01	30212010
UNSPSC 7.0901	39121610
UNSPSC 11	39121610
UNSPSC 12.01	39121610
UNSPSC 13.2	39121620

Approvals

Approvals

Approvals

UL Recognized / KEMA-KEUR / cUL Recognized / CCA / IECEE CB Scheme / EAC / cULus Recognized

Ex Approvals



Approvals submitted

Approval details

UL Recognized

Type 1 surge protection plug - FLT 100 N/PE-1.5-ST - 2800304

Approvals



Accessories

Accessories

Device marking

Zack marker strip - ZBN 18:UNBEDRUCKT - 2809128



Zack marker strip, Strip, white, unlabeled, can be labeled with: Plotter, Mounting type: Snap into tall marker groove, for terminal block width: 18 mm, Lettering field: 18 x 5 mm

Labeled device marker

Marker for terminal blocks - ZBN 18,LGS:L1-N,ERDE - 2749576



Marker for terminal blocks, Strip, white, labeled, Horizontal: L1, L2, L3, N, GND, Mounting type: Snap into tall marker groove, for terminal block width: 18 mm, Lettering field: 18 x 5 mm

Type 1 surge protection plug - FLT 100 N/PE-1.5-ST - 2800304

Accessories

Marker for terminal blocks - ZBN 18,LGS:ERDE - 2749589



Marker for terminal blocks, Strip, white, labeled, Horizontal: Grounding symbol, Mounting type: Snap into tall marker groove, for terminal block width: 18 mm, Lettering field: 18 x 5 mm

Marker pen

Marker pen - B-STIFT - 1051993



Marker pen, for manual labeling of unprinted Zack strips, smear-proof and waterproof, line thickness 0.5 mm

Terminal marking

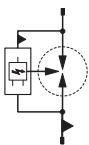
Flat zack marker sheet - ZBFM 5/WH:UNBEDRUCKT - 0803595



Flat zack marker sheet, Sheet, white, unlabeled, can be labeled with: Plotter, Mounting type: Snap into flat marker groove, for terminal block width: 5.2 mm, Lettering field: 5 x 4.5 mm

Drawings

Circuit diagram



Dimensioned drawing

