

Printed-circuit board connector - IPC 16/ 9-STGF-10,16 - 1975888

Please be informed that the data shown in this PDF Document is generated from our Online Catalog. Please find the complete data in the user's documentation. Our General Terms of Use for Downloads are valid (<http://phoenixcontact.com/download>)

Plug component, Nominal current: 76 A, Rated voltage (III/2): 1000 V, Number of positions: 9, Pitch: 10.16 mm, Connection method: Screw connection, Color: green, Contact surface: Silver




The figure shows a 5-pos. version of the product

Why buy this product

- Unlimited 600 V UL approval
- Inverted IPC 16 plugs with pin contacts for free-hanging cable/cable connections
- Increased vibration protection thanks to screw-on STGF plugs with threaded flange (can be plugged into PC 16 plugs)



Key commercial data

Packing unit	50 pc
Minimum order quantity	50 pc
GTIN	 4 017918 972028
Weight per Piece (excluding packing)	83.77 g
Custom tariff number	85366990
Country of origin	Germany
Note	Made to Order (non-returnable)

Technical data

Dimensions

Pitch	10.16 mm
Dimension a	81.28 mm

General

Range of articles	IPC 16/...-STGF
Insulating material group	I
Rated surge voltage (III/3)	8 kV
Rated surge voltage (III/2)	8 kV
Rated surge voltage (II/2)	6 kV
Rated voltage (III/3)	1000 V

Printed-circuit board connector - IPC 16/ 9-STGF-10,16 - 1975888

Technical data

General

Rated voltage (III/2)	1000 V
Rated voltage (II/2)	1000 V
Connection in acc. with standard	EN-VDE
Nominal current I _N	76 A
Nominal cross section	16 mm ²
Insulating material	PA
Inflammability class according to UL 94	V0
Internal cylindrical gage	A6
Stripping length	12 mm
Number of positions	9
Screw thread	M4
Tightening torque, min	1.7 Nm
Tightening torque max	1.8 Nm

Connection data

Conductor cross section solid min.	0.75 mm ²
Conductor cross section solid max.	16 mm ²
Conductor cross section stranded min.	0.75 mm ²
Conductor cross section stranded max.	16 mm ²
Conductor cross section stranded, with ferrule without plastic sleeve min.	0.5 mm ²
Conductor cross section stranded, with ferrule without plastic sleeve max.	16 mm ² Only in connection with CRIMPFOX 16 S
Conductor cross section stranded, with ferrule with plastic sleeve min.	0.5 mm ²
Conductor cross section stranded, with ferrule with plastic sleeve max.	10 mm ² Only in connection with CRIMPFOX 16 S
Conductor cross section AWG/kcmil min.	18
Conductor cross section AWG/kcmil max	6
2 conductors with same cross section, solid min.	0.75 mm ²
2 conductors with same cross section, solid max.	6 mm ²
2 conductors with same cross section, stranded min.	0.75 mm ²
2 conductors with same cross section, stranded max.	6 mm ²
2 conductors with same cross section, stranded, ferrules without plastic sleeve, min.	0.5 mm ²
2 conductors with same cross section, stranded, ferrules without plastic sleeve, max.	4 mm ²
2 conductors with same cross section, stranded, TWIN ferrules with plastic sleeve, min.	0.5 mm ²
2 conductors with same cross section, stranded, TWIN ferrules with plastic sleeve, max.	6 mm ²
Minimum AWG according to UL/CUL	20
Maximum AWG according to UL/CUL	6

Printed-circuit board connector - IPC 16/ 9-STGF-10,16 - 1975888

Classifications

eCl@ss

eCl@ss 4.0	272607xx
eCl@ss 4.1	27260701
eCl@ss 5.0	27260701
eCl@ss 5.1	27260701
eCl@ss 6.0	27260704
eCl@ss 7.0	27440402
eCl@ss 8.0	27440309

ETIM

ETIM 3.0	EC001121
ETIM 4.0	EC002638
ETIM 5.0	EC002638

UNSPSC

UNSPSC 6.01	30211810
UNSPSC 7.0901	39121409
UNSPSC 11	39121409
UNSPSC 12.01	39121409
UNSPSC 13.2	39121409

Approvals

Approvals


Approvals

UL Recognized / cUL Recognized / SEV / CCA / EAC / cULus Recognized

Ex Approvals

Approvals submitted

Approval details

UL Recognized 		
	B	C
mm ² /AWG/kcmil	20-6	20-6
Nominal current I _N	55 A	55 A

Printed-circuit board connector - IPC 16/ 9-STGF-10,16 - 1975888

Approvals

	B	C
Nominal voltage UN	600 V	600 V

cUL Recognized

	B	C
mm ² /AWG/kcmil	20-6	20-6
Nominal current I _N	55 A	55 A
Nominal voltage UN	600 V	600 V

SEV

mm ² /AWG/kcmil	16
Nominal current I _N	76 A
Nominal voltage UN	1000 V

CCA

Nominal current I _N	76 A
Nominal voltage UN	1000 V

EAC

cULus Recognized

Accessories

Accessories

Coding element

Coding profile - CP-PC RD - 1701967

Coding profile, for plugging into the coding ribs of the plug at a later date, insulating material, color: Red



Additional products

Printed-circuit board connector - IPC 16/ 9-STGF-10,16 - 1975888

Accessories

Printed-circuit board connector - PC 16/ 9-STF-10,16 - 1967524



Plug component, Nominal current: 76 A, Rated voltage (III/2): 1000 V, Number of positions: 9, Pitch: 10.16 mm, Connection method: Screw connection, Color: green, Contact surface: Silver

Printed-circuit board connector - TPC 16/ 9-STF-10,16 - 1715329



Plug component, Nominal current: 76 A, Rated voltage (III/2): 1000 V, Number of positions: 9, Pitch: 10.16 mm, Connection method: Screw connection, Color: green, Contact surface: Silver

Plug - SPC 16/ 9-STF-10,16 - 1711446



Plug component, Nominal current: 76 A, Rated voltage (III/2): 1000 V, Number of positions: 9, Pitch: 10.16 mm, Connection method: Spring-cage connection, Color: green, Contact surface: Silver

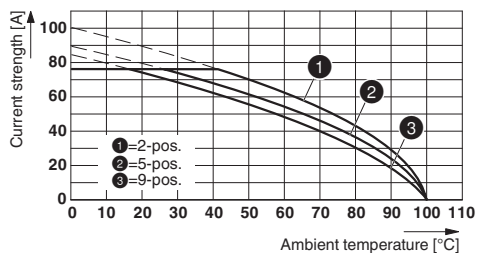
DIN rail adapter - DR 35-PC 16 - 1708410



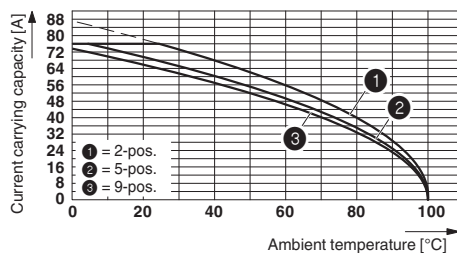
DIN rail adapter, for snapping the PC 16/IPC 16 connector onto a DIN rail, color: green, mounting type: NS 35/7,5, NS 35/15

Drawings

Diagram



Diagram

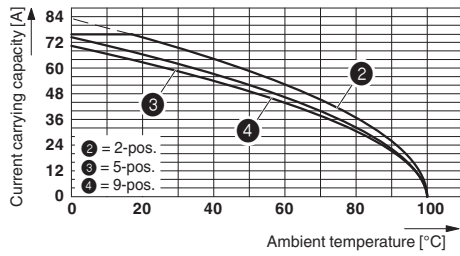


Type: PC 16/...-STF-10,16 with IPC 16/...-STGF-10,16

Derating curve for: IPC 16/...-ST-10,16 with DFK-IPC 16/...-G-10,16

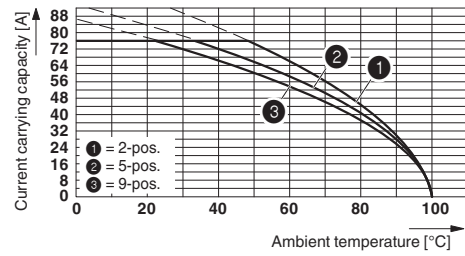
Printed-circuit board connector - IPC 16/ 9-STGF-10,16 - 1975888

Diagram



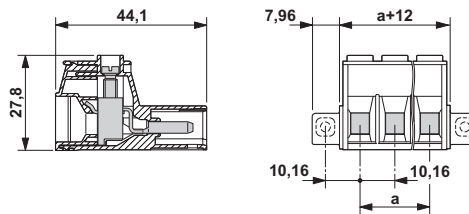
Derating curve for: IPC 16/...-ST-10,16 with IPC 16/...-G-10,16

Diagram



Derating curve for: PC 16/..-ST-10,16 with IPC 16/..-ST-10,16

Dimensioned drawing



The illustration shows the 3-pos. version