

Electronic housing - ME 22,5 UT/FE BUS/10 BK - 2854254

Please be informed that the data shown in this PDF Document is generated from our Online Catalog. Please find the complete data in the user's documentation. Our General Terms of Use for Downloads are valid (<http://download.phoenixcontact.com>)

Housing base, 10-position integrated cross connector for parallel through contacting




The illustration shows the green product version

Why buy this product

- 2 optional serial contacts (daisy chain)
- Can be snapped onto standard NS 35/7,5 and NS 35/15 DIN rails
- Gold contacts for data transmission and power supply (125 V, 8 A)
- Supply via standard MINI COMBICON plug



Key commercial data

Packing unit	10 pc
GTIN	 4 017918 461362
Weight per Piece (excluding packing)	56.25 g
Custom tariff number	85369010
Country of origin	Germany

Classifications

eCl@ss

eCl@ss 4.0	27180401
eCl@ss 4.1	27180401
eCl@ss 5.0	27180506
eCl@ss 5.1	27180506
eCl@ss 6.0	27180802
eCl@ss 7.0	27182702
eCl@ss 8.0	27182702

ETIM

ETIM 2.0	EC001031
ETIM 3.0	EC001031

Electronic housing - ME 22,5 UT/FE BUS/10 BK - 2854254

Classifications

ETIM

ETIM 4.0	EC001031
ETIM 5.0	EC001031

UNSPSC

UNSPSC 6.01	31261501
UNSPSC 7.0901	31261501
UNSPSC 11	31261501
UNSPSC 12.01	31261501
UNSPSC 13.2	31261501

Approvals

Approvals


Approvals


UL Recognized / cUL Recognized / cULus Recognized

Ex Approvals

Approvals submitted

Approval details

UL Recognized 

cUL Recognized 		
	B	D
Nominal current I _N	8 A	8 A
Nominal voltage U _N	300 V	300 V

cULus Recognized 
--

Electronic housing - ME 22,5 UT/FE BUS/10 BK - 2854254

Accessories

Accessories

Coding element

Coding star - CR-MSTB - 1734401



Coding section, inserted into the recess in the header or the inverted plug, red insulating material

Coding profile - CP-MSTB - 1734634



Coding profile, is inserted into the slot on the plug or inverted header, red insulating material

Filler plug

Electronic housing - ME B-22,5 MKDSO GN - 2907143



Filler plugs, for unoccupied terminal points

Electronic housing - ME B-22,5 MSTBO GN - 2907156



Filler plugs, for unoccupied terminal points

Electronic housing - ME B-SA/NS 35 - 2935959



Terminal cover, 1 strip covers up to 12 terminal points, for ME-BUS male side, (female side)

Electronic housing - ME 22,5 UT/FE BUS/10 BK - 2854254

Accessories

Electronic housing - ME B-KA - 2854173



Terminal cover, 1 strip covers up to 12 terminal points, for ME-BUS terminal opening, (male side)

Mounting material

Components of electronic housing - ME-SAS - 2853899



Shield connection clamp for printed circuit terminal block

Electronic housing - ME DH27 NS 35 - 2908760



Spacers, for protection of the input or output contacts for DIN rail NS 35, width [B] 27 mm

Electronic housing - ME DH36 NS 35 - 2909895



Spacers, for protection of the input or output contacts for DIN rail NS 35, width [B] 36 mm

Electronic housing - ME LPZS - 2906911



PCB stop, for soldering onto PCB

Electronic housing - ME B-SA/NS 35 BK - 2713052

Terminal cover, 1 strip covers up to 12 terminal points, for ME-BUS male side, (female side)

Electronic housing - ME 22,5 UT/FE BUS/10 BK - 2854254

Accessories

Electronic housing - ME B-KA BK - 2869320

Terminal cover, 1 strip covers up to 12 terminal points, for ME-BUS terminal opening, (male side)

Electronic housing - ME B-22,5 MKDSO BK - 2908456

Filler plugs, for unoccupied terminal points

Electronic housing - ME B-22,5 MSTBO BK - 2909659

Filler plugs, for unoccupied terminal points

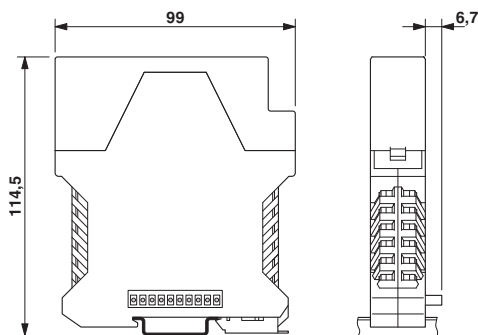
Printed-circuit board connector - MCVR 1,5/ 5-ST-3,81 AU - 1893203



Plug component, Nominal current: 8 A, Rated voltage (III/2): 160 V, Number of positions: 5, Pitch: 3.81 mm, Connection method: Screw connection, Color: green, Contact surface: Gold

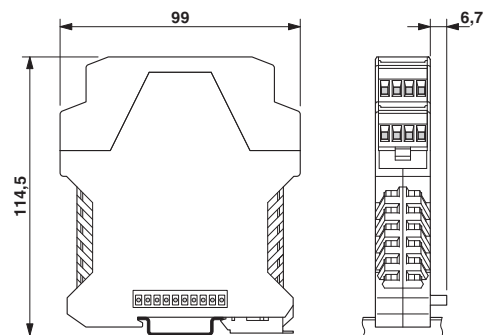
Drawings

Dimensioned drawing



Dimensions of the electronics housing ME.../BUS5 and ME.../BUS10 with single-level upper part

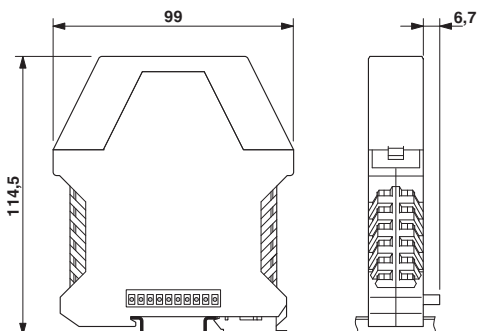
Dimensioned drawing



Dimensions of the electronics housing ME.../BUS 5 and ME.../BUS 10 with double-level upper part

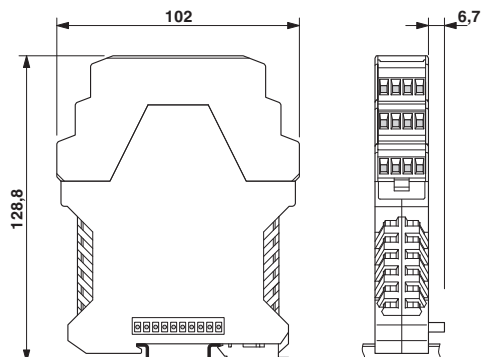
Electronic housing - ME 22,5 UT/FE BUS/10 BK - 2854254

Dimensioned drawing



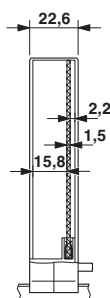
Dimensions of the electronics housing ME.../BUS 5 and ME.../BUS 10 with triple-level upper part

Dimensioned drawing



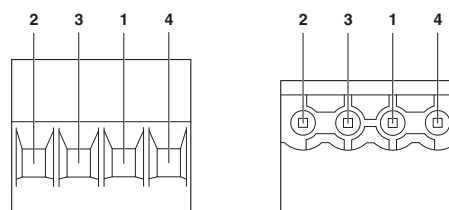
Dimensions of the electronics housing ME.../BUS 5 and ME.../BUS 10 with triple-level upper part

Dimensioned drawing



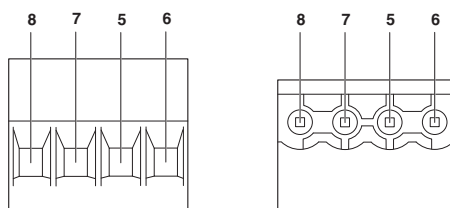
Internal housing dimensions, electronics housing ME 22.5 BUS...

Schematic diagram



Pin assignment left

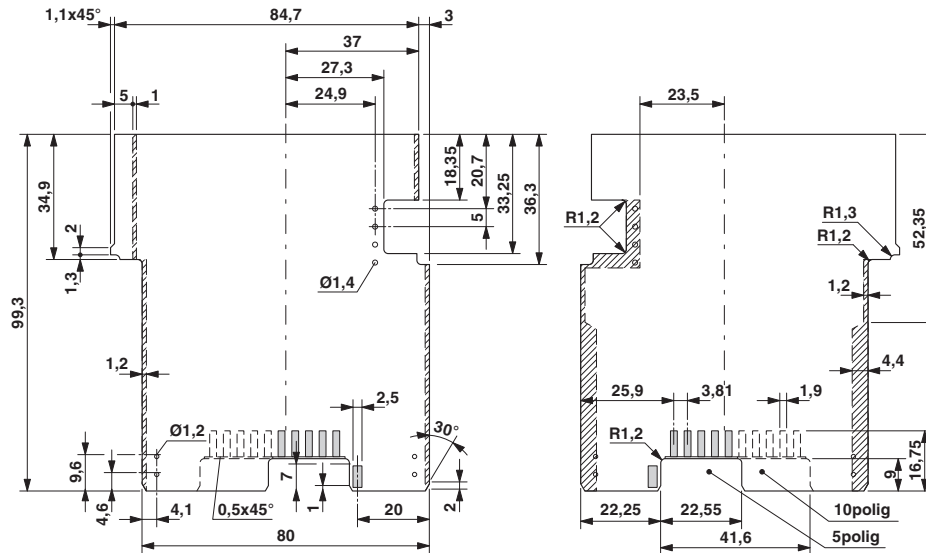
Schematic diagram



Pin assignment right

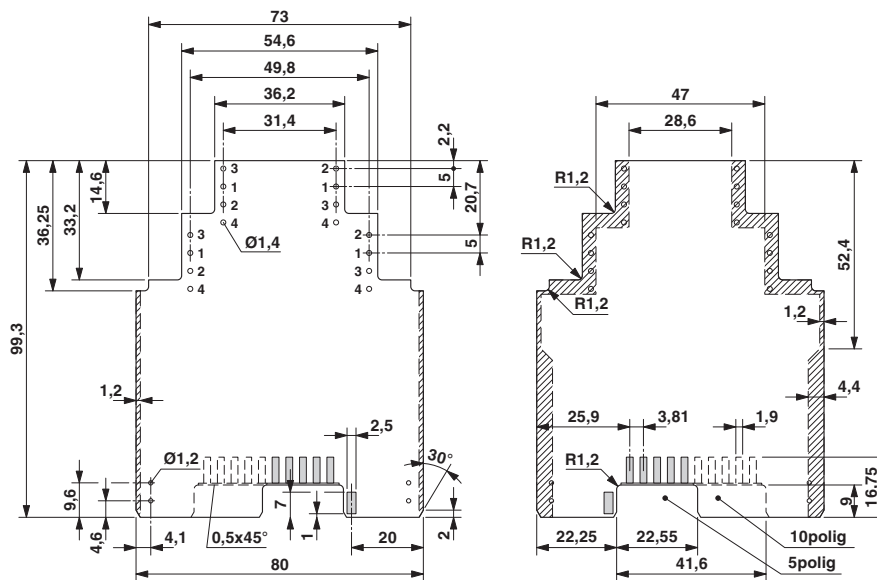
Electronic housing - ME 22,5 UT/FE BUS/10 BK - 2854254

Dimensioned drawing



Dimensional drawing of the ME.../BUS5 and ME.../BUS10 printed circuit board if the single-level upper part is used

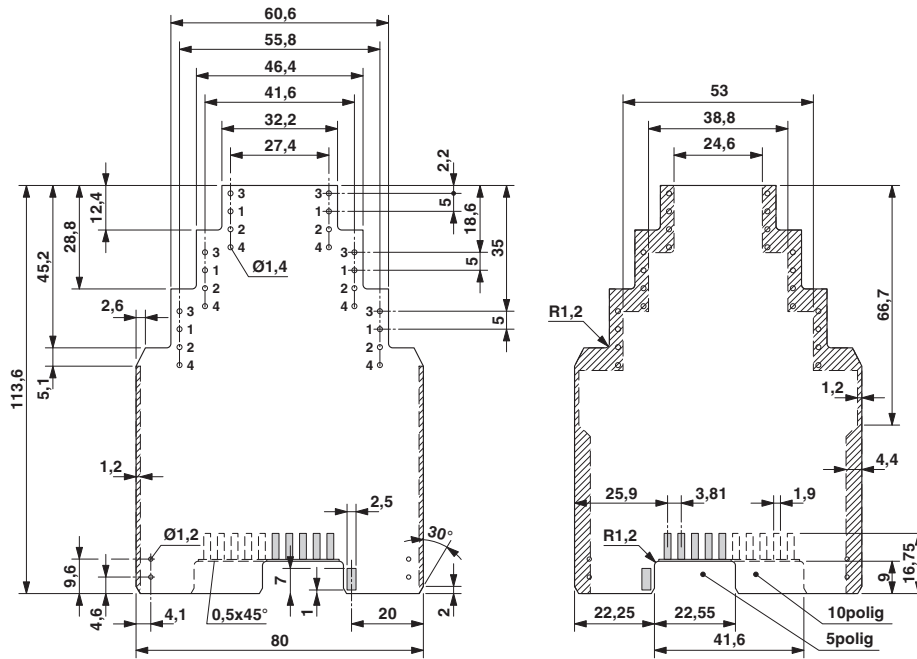
Dimensioned drawing



Dimensional drawing of the ME.../BUS5 and ME.../BUS10 printed circuit board if the double-level upper part is used

Electronic housing - ME 22,5 UT/FE BUS/10 BK - 2854254

Dimensioned drawing



Dimensional drawing of the ME.../BUS5 and ME.../BUS10 printed circuit board if the triple-level upper part is used