

Signaling system - PSI-MODEM-SMS-REL/6 DI/4DO/AC - 2313513

Please be informed that the data shown in this PDF Document is generated from our Online Catalog. Please find the complete data in the user's documentation. Our General Terms of Use for Downloads are valid (<http://phoenixcontact.com/download>)




SMS remote control and signaling system for mounting on EN DIN rails. Installation built-in device as per DIN 43880. 6 digital inputs and 4 relay outputs. Supply voltage 240 V AC. Scope of supply: SMS relay, antenna, software, RS-232 cable.

Why buy this product

- Notification via SMS on change of status at input
- SMS status query of all inputs and outputs
- SMS relay for remote control of outputs
- Maximum of 5 receivers per SMS message
- Integrated phone book for up to 50 numbers
- Can be used worldwide
- Easy configuration on PC without programming knowledge
- Configuration software and programming cable supplied as standard
- Installation component model according to DIN 43880
- Alarm generation on voltage failure via SMS
- Password protection
- RS-232 configuration interface
- GSM mobile phone network: 850, 900, 1800, and 1900 MHz
- Switching of outputs for a predefined time



Key Commercial Data

Packing unit	1 pc
GTIN	 4 046356 466110
Weight per Piece (excluding packing)	612.4 g
Custom tariff number	85176200
Country of origin	Switzerland
Note	Made to Order (non-returnable)

Technical data

Dimensions

Signaling system - PSI-MODEM-SMS-REL/6 DI/4DO/AC - 2313513

Technical data

Dimensions

Width	88 mm
Height	90 mm
Depth	60 mm

Ambient conditions

Ambient temperature (operation)	-25 °C ... 55 °C
Ambient temperature (storage/transport)	-40 °C ... 85 °C

General

Electromagnetic compatibility	Conformance with R&TTE directive 1999/5/EC
Net weight	612.4 g
Color	white

Power supply

Supply voltage range	110 V AC ... 240 V AC
Typical current consumption	< 10 mA (230 V AC)

Radio interface

Interface description	GSM
Frequency	850 MHz (2 W (EGSM))
	900 MHz (2 W (EGSM))
	1800 MHz (1 W (EGSM))
	1900 MHz (1 W (EGSM))
Antenna	50 Ω impedance SMA antenna socket

Digital outputs

Output name	Relay output
Number of outputs	4
Contact type	PDT
Contact material	AgNi (90/10) gold-plated
Maximum switching voltage	250 V AC/DC
Limiting continuous current	10 A (per relay)
	20 A (Total current of all contacts)
Maximum inrush current	15 A (20 ms)
Mechanical service life	Approx. 30 x 10 ⁶ switching cycles

Digital inputs

Description of the input	Digital input
Number of inputs	6
Switching level "0" signal	≤ 85 V AC
Switching level "1" signal	≥ 85 V AC

Standards and Regulations

Electromagnetic compatibility	Conformance with R&TTE directive 1999/5/EC
-------------------------------	--

Signaling system - PSI-MODEM-SMS-REL/6 DI/4DO/AC - 2313513

Classifications

eCl@ss

eCl@ss 4.0	27250312
eCl@ss 4.1	27250312
eCl@ss 5.0	27242208
eCl@ss 5.1	27242208
eCl@ss 6.0	27242208
eCl@ss 7.0	27242208
eCl@ss 8.0	19060590
eCl@ss 9.0	19060590

ETIM

ETIM 2.0	EC000310
ETIM 3.0	EC000310
ETIM 4.0	EC000310
ETIM 5.0	EC000740

UNSPSC

UNSPSC 6.01	30211506
UNSPSC 7.0901	39121008
UNSPSC 11	39121008
UNSPSC 12.01	39121008
UNSPSC 13.2	43201553

Approvals

Approvals

Approvals

cULus Listed

Ex Approvals

Approvals submitted

Approval details

cULus Listed

Signaling system - PSI-MODEM-SMS-REL/6 DI/4DO/AC - 2313513

Accessories

Accessories

Antenna

Antenna - PSI-GSM/UMTS-QB-ANT - 2313371



GSM UMTS antenna, with omnidirectional characteristic, 2 m antenna cable with SMA round connector

Antenna - TC ANT MOBILE WALL 5M - 2702273



Multiband mobile phone antenna with mounting bracket for outdoor installation. 5 m antenna cable with SMA round plug

Arrester test system

Conductor - CM-KBL-RS232/USB - 2881078



Connecting cable D-9-SUB to USB, with adapter D-9-SUB to D-25-SUB.

Coaxial cable

Antenna cable - PSI-CAB-GSM/UMTS- 5M - 2900980



GSM/UMTS antenna cable, 5 m long; SMA (male) -> SMA (female), 50 Ohm impedance

Antenna cable - PSI-CAB-GSM/UMTS-10M - 2900981



GSM/UMTS antenna cable, 10 m long; SMA (male) -> SMA (female), 50 Ohm impedance

Signaling system - PSI-MODEM-SMS-REL/6 DI/4DO/AC - 2313513

Accessories

Signaling system

SMS relay - TC MOBILE I/O X200 - 2903805



Successor to the SMS relay: monitor analog and digital values via the mobile communication network, and switch relay outputs remotely. Communication is via SMS or GPRS (e-mail). Supply voltage range of 10 V ... 60 V DC.

SMS relay - TC MOBILE I/O X200 AC - 2903806



Successor to the SMS relay: monitor digital values via the mobile communication network and switch relay outputs remotely. Communication is via SMS or GPRS (e-mail). Supply voltage range of 93 V ... 250 V AC.

Signaling system - TC MOBILE I/O X300 - 2903807



Compact signaling system for mobile phone networks to monitor analog and digital values as well as to switch relay outputs remotely. Communication is via the ODP protocol to an ODP server using GPRS. Supply voltage range of 10 V ... 60 V DC.

Signaling system - TC MOBILE I/O X300 AC - 2903808



Compact signaling system for mobile phone networks to monitor digital values as well as to switch relay outputs remotely. Communication is via the ODP protocol to an ODP server using GPRS. Supply voltage range of 93 V ... 250 V AC.

Surge protection for transceiver systems

Surge protection device - CSMA-LAMBDA/4-2.0-BS-SET - 2800491

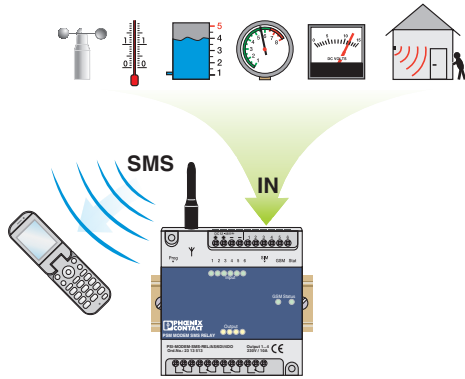


Attachment plug with Lambda/4 technology as surge protection for coaxial signal interfaces. Connection: Male/female SMA connectors.

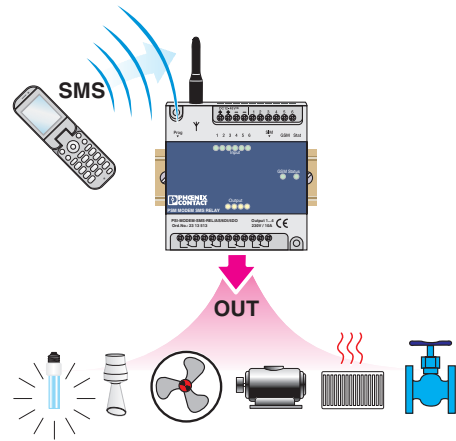
Drawings

Signaling system - PSI-MODEM-SMS-REL/6 DI/4DO/AC - 2313513

Application drawing



Application drawing



Dimensional drawing

