

Inline terminal - IB IL 24 DI 2-NPN-PAC - 2861483

Please be informed that the data shown in this PDF Document is generated from our Online Catalog. Please find the complete data in the user's documentation. Our General Terms of Use for Downloads are valid (<http://download.phoenixcontact.com>)

Inline digital input terminal block, complete with accessories (plug and labeling field), 2 inputs with negative logic, 24 V DC, 2, 3, 4-wire connection method



Product description

The digital Inline input terminals are designed for the connection of digital signals as are supplied from control switches, limit switches or proximity switches.

All the typical applications are covered by the standard automation terminals.

The I/O equipment is connected by a simple or an extended Inline plug, depending on the number of channels. The multi-wire connection method is available in both cases.

The Inline terminals can be labeled using hinged labeling fields. The fields have insert cards that can be labeled individually to suit the application. Additionally, there is the proven ZBFM-6... Zack strip for labeling the terminal points.

Why buy this product

- Connections for 2 digital sensors, npn-wired
- Connection of sensors in 2, 3, and 4-wire technology
- Maximum permissible load current per sensor: 250 mA
- Diagnostic and status indicators



Key commercial data

Packing unit	1 pc
GTIN	
Weight per Piece (excluding packing)	59.79 g
Custom tariff number	85389091
Country of origin	Germany

Technical data

Note:

Utilization restriction	EMC: class A product, see manufacturer's declaration in the download area
-------------------------	---

Dimensions

Width	12.2 mm
Height	119.8 mm

Inline terminal - IB IL 24 DI 2-NPN-PAC - 2861483

Technical data

Dimensions

Depth	71.5 mm
Note on dimensions	Housing dimensions

Ambient conditions

Ambient temperature (operation)	-25 °C ... 55 °C
Ambient temperature (storage/transport)	-25 °C ... 85 °C
Permissible humidity (operation)	10 % ... 95 % (according to DIN EN 61131-2)
Permissible humidity (storage/transport)	10 % ... 95 % (according to DIN EN 61131-2)
Air pressure (operation)	70 kPa ... 106 kPa (up to 3000 m above sea level)
Air pressure (storage/transport)	70 kPa ... 106 kPa (up to 3000 m above sea level)
Degree of protection	IP20

General

Weight	41 g
Note on weight specifications	Without plug
Mounting type	DIN rail
Protection class	III, IEC 61140, EN 61140, VDE 0140-1
Test section	5 V supply, incoming remote bus/7.5 V supply (bus logics) 500 V AC 50 Hz 1 min
	5 V supply, outgoing remote bus/7.5 V supply (bus logics) 500 V AC 50 Hz 1 min
	7.5 V supply (bus logics)/24 V supply (I/O) 500 V AC 50 Hz 1 min
	24 V supply (I/O) / functional earth ground 500 V AC 50 Hz 1 min

Interfaces

Fieldbus system	Lokalbus
Name	Inline local bus
Connection method	Inline data jumper
Transmission speed	500 kBit/s

Power supply for module electronics

Supply voltage	24 V DC (via voltage jumper)
Supply voltage range	19.2 V DC ... 30 V DC (including all tolerances, including ripple)
Supply current	35 mA
Communications power U_L	7.5 V (via voltage jumper)
Current consumption	max. 35 mA (from the local bus)

Inline potentials

Communications power U_L	7.5 V DC (via voltage jumper)
Current consumption from U_L	max. 35 mA
Main circuit supply U_M	24 V DC
Current consumption from U_M	max. 8 A DC
Segment supply voltage U_S	24 V DC (nominal value)
Current consumption from U_S	max. 0.5 A

Inline terminal - IB IL 24 DI 2-NPN-PAC - 2861483

Technical data

Digital inputs

Input name	Digital inputs
Connection method	Spring-cage connection
	2, 3, 4-wire
Number of inputs	2 (EN 61131-2 type 1)
Typical response time	< 1 ms
Protective circuit	Short-circuit and overload protection
Input voltage	24 V DC (via voltage jumper)
Input voltage range "0" signal	-3 V DC ... 5 V DC
Input voltage range "1" signal	15 V DC ... 30 V DC

Classifications

eCl@ss

eCl@ss 4.0	27250302
eCl@ss 4.1	27250302
eCl@ss 5.0	27250302
eCl@ss 5.1	27242604
eCl@ss 6.0	27242604
eCl@ss 7.0	27242604
eCl@ss 8.0	27242604

ETIM

ETIM 2.0	EC001430
ETIM 3.0	EC001599
ETIM 4.0	EC001599
ETIM 5.0	EC001599

UNSPSC

UNSPSC 6.01	43172015
UNSPSC 7.0901	43201404
UNSPSC 11	43172015
UNSPSC 12.01	43201404
UNSPSC 13.2	43201404

Approvals

Approvals

Approvals

UL Recognized / cUL Recognized / GOST / UL Recognized / cUL Recognized / GOST / LR / DNV / GL / GL-SW / cULus Recognized / GL

Inline terminal - IB IL 24 DI 2-NPN-PAC - 2861483


Approvals


Ex Approvals

UL Listed / cUL Listed / UL Listed / cUL Listed / cULus Listed


Approvals submitted


Approval details

UL Recognized 

cUL Recognized 

GOST 

UL Recognized 

cUL Recognized 

GOST 

LR


DNV

GL

GL-SW

Inline terminal - IB IL 24 DI 2-NPN-PAC - 2861483

Approvals

cULus Recognized 

GL

Accessories

Accessories

Labeling panel

Labeling field - IB IL FIELD 2 - 2727501

Labeling field, width: 12.2 mm



Plug

Inline plug - IB IL SCN-8-CP - 2727608



Inline connector, colored

Inline plug - IB IL SCN-8 - 2726337



Connector, for digital 1, 2 or 8-channel Inline terminals

Terminal marking

Insert strip - ESL 62X10 - 0809492

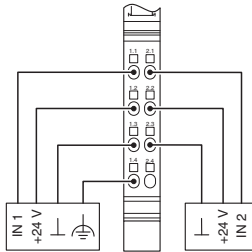
Insert strip, Sheet, white, Unlabeled, Can be labeled with: Office printing systems, Plotter: Laser printer, Mounting type: Insert, Lettering field: 62 x 10 mm



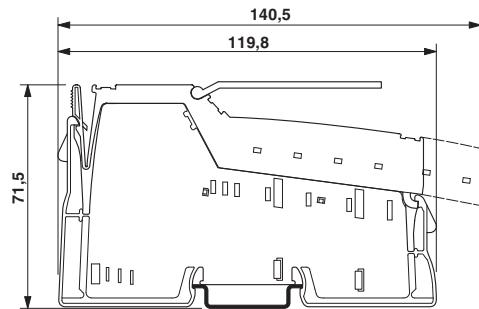
Inline terminal - IB IL 24 DI 2-NPN-PAC - 2861483

Drawings

Connection diagram



Dimensioned drawing



Block diagram

