

# Panel feed-through terminal block - HDFKV 16 RD - 0717681

Please be informed that the data shown in this PDF Document is generated from our Online Catalog. Please find the complete data in the user's documentation. Our General Terms of Use for Downloads are valid (<http://phoenixcontact.com/download>)




Panel feed-through terminal block, Connection method: Screw connection, Load current : 101 A, Cross section: 0.5 mm<sup>2</sup> - 25 mm<sup>2</sup>, AWG 20 - 4, Connection direction of the conductor to plug-in direction: 90 °, Width: 12.1 mm, Color: red

The illustration shows the gray version



## Key commercial data

Packing unit	50 pc
Minimum order quantity	50 pc
GTIN	 4 017918 981914
Weight per Piece (excluding packing)	41.52 g
Custom tariff number	85369010
Country of origin	Greece
Note	Made to Order (non-returnable)

## Technical data

### General

Number of levels	1
Number of connections	2
Color	red
Insulating material	PA
Inflammability class according to UL 94	V0
Maximum load current	101 A (with 25 mm <sup>2</sup> conductor cross section)
Rated surge voltage	6 kV
Pollution degree	3
Surge voltage category	III
Insulating material group	I
Connection in acc. with standard	IEC 60947-7-1
Nominal current I <sub>N</sub>	76 A
Nominal voltage U <sub>N</sub>	500 V

# Panel feed-through terminal block - HDFKV 16 RD - 0717681

## Technical data

### General

Open side panel	nein
Number of positions	1

### Dimensions

Width	12.1 mm
-------	---------

### Connection data

Note	Terminal sleeve
Connection side	Level 1 ext. 1
Connection method	Screw connection
Conductor cross section solid min.	0.5 mm <sup>2</sup>
Conductor cross section solid max.	25 mm <sup>2</sup>
Conductor cross section stranded min.	0.5 mm <sup>2</sup>
Conductor cross section stranded max.	16 mm <sup>2</sup>
Conductor cross section AWG/kcmil min.	20
Conductor cross section AWG/kcmil max.	4
Conductor cross section stranded, with ferrule without plastic sleeve min.	0.5 mm <sup>2</sup>
Conductor cross section stranded, with ferrule without plastic sleeve max.	16 mm <sup>2</sup>
Conductor cross section stranded, with ferrule with plastic sleeve min.	0.5 mm <sup>2</sup>
Conductor cross section stranded, with ferrule with plastic sleeve max.	16 mm <sup>2</sup>
2 conductors with same cross section, solid min.	0.5 mm <sup>2</sup>
2 conductors with same cross section, solid max.	6 mm <sup>2</sup>
2 conductors with same cross section, stranded min.	0.5 mm <sup>2</sup>
2 conductors with same cross section, stranded max.	6 mm <sup>2</sup>
2 conductors with same cross section, stranded, ferrules without plastic sleeve, min.	0.5 mm <sup>2</sup>
2 conductors with same cross section, stranded, ferrules without plastic sleeve, max.	6 mm <sup>2</sup>
2 conductors with same cross section, stranded, TWIN ferrules with plastic sleeve, min.	0.5 mm <sup>2</sup>
2 conductors with same cross section, stranded, TWIN ferrules with plastic sleeve, max.	6 mm <sup>2</sup>
Stripping length	16 mm
Internal cylindrical gage	B7
Screw thread	M5
Tightening torque, min	2 Nm
Tightening torque max	2.3 Nm

## Classifications

eCl@ss

eCl@ss 4.0	27141131
------------	----------

# Panel feed-through terminal block - HDFKV 16 RD - 0717681

## Classifications

### eCl@ss

eCl@ss 4.1	27141131
eCl@ss 5.0	27141134
eCl@ss 5.1	27141134
eCl@ss 6.0	27141134
eCl@ss 7.0	27141134
eCl@ss 8.0	27141134

### ETIM

ETIM 2.0	EC001283
ETIM 3.0	EC001283
ETIM 4.0	EC001283
ETIM 5.0	EC001283

### UNSPSC

UNSPSC 6.01	30211811
UNSPSC 7.0901	39121410
UNSPSC 11	39121410
UNSPSC 12.01	39121410
UNSPSC 13.2	39121410

## Approvals

### Approvals


#### Approvals

UL Recognized / KEMA-KEUR / cUL Recognized / PRS / IECCEB Scheme / EAC / cULus Recognized

#### Ex Approvals

#### Approvals submitted


### Approval details


UL Recognized 	
mm <sup>2</sup> /AWG/kcmil	20-4
Nominal current I <sub>N</sub>	85 A

## Panel feed-through terminal block - HDFKV 16 RD - 0717681


### Approvals

Nominal voltage UN	600 V
--------------------	-------


KEMA-KEUR 	
mm <sup>2</sup> /AWG/kcmil	16
Nominal current I <sub>N</sub>	76 A
Nominal voltage UN	500 V

cUL Recognized 	
mm <sup>2</sup> /AWG/kcmil	20-4
Nominal current I <sub>N</sub>	85 A
Nominal voltage UN	600 V

PRS
-----

IECEE CB Scheme 	
mm <sup>2</sup> /AWG/kcmil	16
Nominal current I <sub>N</sub>	76 A
Nominal voltage UN	500 V

EAC
-----

cULus Recognized 	
--	--