



6 DRAWER TOOL CHEST

PART NO.	WIDTH MM	DEPTH MM	HEIGHT MM		G.W. (kg)
95106	660	305	380	1	28.4

- Easy move, full drawer extension ball bearing slides on all drawers
- With protective drawer liner in every drawer
- Internal locking key system
- Aluminum extrusion drawer handle with cardboard and PVC strip to list contents of drawer
- Heavy duty side handle




7 DRAWER TOOL CHEST

PART NO.	WIDTH MM	DEPTH MM	HEIGHT MM		G.W. (kg)
95107	680	458	860	1	78.5

- Double ball bearing slides on large drawers
- Caster and body reinforcement for stronger design
- Two swivel and two fixed pin bearing casters for longer use, with 500kg load capacity




UTILITY CART

PART NO.	WIDTH MM	DEPTH MM	HEIGHT MM		G.W. (kg)
95108A	845	416	840	1	23.0

- Easy move, full drawer extension ball bearing slides on all drawers
- With protective drawer liner in every drawer
- Internal locking key system



8 DRAWER TOOL CHEST


PART NO.	WIDTH MM	DEPTH MM	HEIGHT MM		G.W. (kg)
95109	1035	457	897	1	110.6

- Easy move, full drawer extension ball bearing slides on all drawers
- Caster and body reinforcement for stronger design




MINI TOOL TROLLEY

New


PART NO.	WIDTH MM	DEPTH MM	HEIGHT MM		G.W. (kg)
95111	635	390	800	1	20.0

- Easy move, full drawer extension ball bearing slides on all drawers
- With protective drawer liner in every drawer
- Internal locking key system
- Aluminum extrusion drawer handle with cardboard and PVC strip to list contents of drawer
- Heavy duty side handle

 Nature of this product is subject to wear and tear upon usage. Not covered under Lifetime Warranty.



ROLLING TOOL CART


PART NO.	WIDTH MM	DEPTH MM	HEIGHT MM		G.W. (kg)
95113	785	440	425	1	35.0

- Easy move, full drawer extension ball bearing slides on all drawers
- Caster and body reinforcement for stronger design



2 DRAWER TOOL CHEST

New


PART NO.	WIDTH MM	DEPTH MM	HEIGHT MM		G.W. (kg)
95118	1336	416	940	1	52.0

- Easy move, full drawer extension ball bearing slides on all drawers
- With protective drawer liner in every drawer
- Internal locking key system



4 DRAWER TOOL CHEST

New

PART NO.	WIDTH MM	DEPTH MM	HEIGHT MM		G.W. (kg)
95119	850	535	1013	1	87.0

- Easy move, full drawer extension ball bearing slides on all drawers
- Caster and body reinforcement for stronger design

