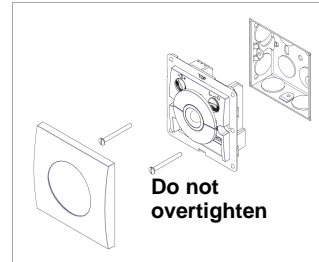
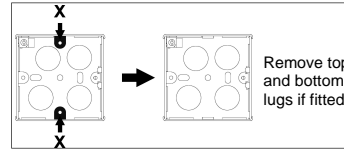


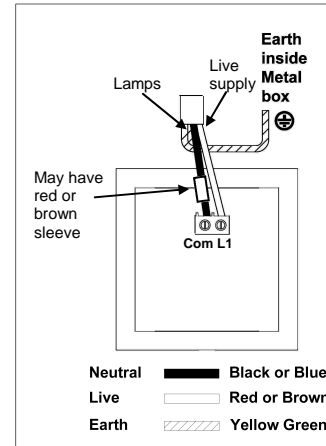


GITLC GITLT Quick Start Guide

installation and wiring



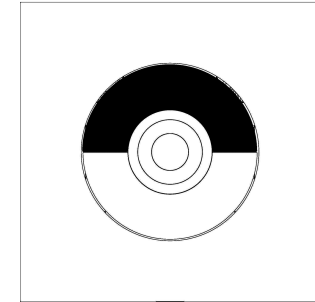
This product should be installed in accordance with the current IEE wiring regulations. If in doubt consult a qualified electrician.



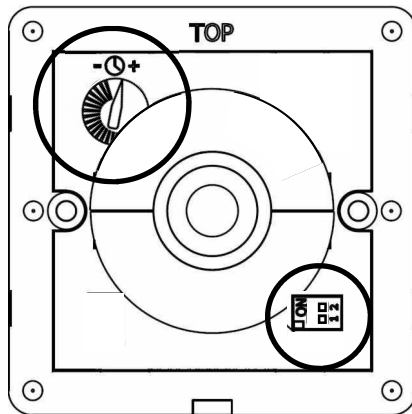
i Shallow back box?
Different wiring colours?
2 way wiring?
Refer to main datasheet.

activate

- Before using, the unit needs to be activated.
- Press and hold the top button for more than 5 seconds. The red LED will flash to indicate that has activated and the unit will now operate.

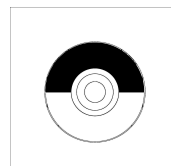


suggested settings

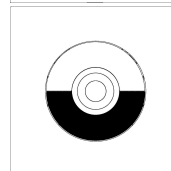


- 10 minute timing

operation



Short press—lights on
Automatically turn off after time period.



Short press—lights off