

## Panel feed-through terminal block - HDFKV 95 - 0709547

Please be informed that the data shown in this PDF Document is generated from our Online Catalog. Please find the complete data in the user's documentation. Our General Terms of Use for Downloads are valid (<http://download.phoenixcontact.com>)




Panel feed-through terminal block, Connection method: Screw connection, Load current : 232 A, Cross section: 25 mm<sup>2</sup> - 95 mm<sup>2</sup>, AWG 2 - 3/0, Connection direction of the conductor to plug-in direction: 90 °, Width: 25 mm, Color: gray

### Why buy this product

- Easy grouping with engagement pin versions
- Both terminal halves can be easily assembled by simply snapping them together
- Automatic compensation of the panel thickness via the snap principle integrated in the insulation housing
- Universal screw connection with screw locking
- Spacer plates increase air and creepage distances



### Key commercial data

Packing unit	10 pc
GTIN	 4 017918 117054
Weight per Piece (excluding packing)	268.34 g
Custom tariff number	85369010
Country of origin	Greece

### Technical data

#### General

Number of levels	1
Number of connections	2
Color	gray
Insulating material	PA
Inflammability class according to UL 94	V0
Maximum load current	232 A
Rated surge voltage	8 kV
Pollution degree	3
Surge voltage category	III
Insulating material group	I

# Panel feed-through terminal block - HDFKV 95 - 0709547

## Technical data

### General

Connection in acc. with standard	IEC 60947-7-1
Nominal current $I_N$	232 A
Nominal voltage $U_N$	1000 V (With metal panels of 1 mm ... 2.5 mm)
	800 V (With metal panels over 2.5 mm ... 5 mm)
	690 V (With metal panels over 5 mm ... 6 mm)
Open side panel	nein
Number of positions	1

### Dimensions

Width	25 mm
-------	-------

### Connection data

Note	Terminal sleeve
Connection side	Level 1 ext. 1
Connection method	Screw connection
Note	Note: Product releases, connection cross sections and notes on connecting aluminum cables can be found in the download area.
Conductor cross section solid min.	25 mm <sup>2</sup>
Conductor cross section solid max.	95 mm <sup>2</sup>
Conductor cross section stranded min.	35 mm <sup>2</sup>
Conductor cross section stranded max.	95 mm <sup>2</sup>
Conductor cross section AWG/kcmil min.	4
Conductor cross section AWG/kcmil max	3/0
Conductor cross section stranded, with ferrule without plastic sleeve min.	35 mm <sup>2</sup>
Conductor cross section stranded, with ferrule without plastic sleeve max.	95 mm <sup>2</sup>
Conductor cross section stranded, with ferrule with plastic sleeve min.	35 mm <sup>2</sup>
Conductor cross section stranded, with ferrule with plastic sleeve max.	95 mm <sup>2</sup>
2 conductors with same cross section, solid min.	16 mm <sup>2</sup>
2 conductors with same cross section, solid max.	35 mm <sup>2</sup>
2 conductors with same cross section, stranded min.	16 mm <sup>2</sup>
2 conductors with same cross section, stranded max.	35 mm <sup>2</sup>
2 conductors with same cross section, stranded, ferrules without plastic sleeve, min.	16 mm <sup>2</sup>
2 conductors with same cross section, stranded, ferrules without plastic sleeve, max.	35 mm <sup>2</sup>
Stripping length	27 mm
Internal cylindrical gage	B12
Screw thread	M8
Tightening torque, min	15 Nm
Tightening torque max	20 Nm

# Panel feed-through terminal block - HDFKV 95 - 0709547

## Classifications

### eCl@ss

eCl@ss 4.0	27141131
eCl@ss 4.1	27141131
eCl@ss 5.0	27141134
eCl@ss 5.1	27141134
eCl@ss 6.0	27141134
eCl@ss 7.0	27141134
eCl@ss 8.0	27141134

### ETIM

ETIM 2.0	EC001283
ETIM 3.0	EC001283
ETIM 4.0	EC001283
ETIM 5.0	EC001283

### UNSPSC

UNSPSC 6.01	30211811
UNSPSC 7.0901	39121410
UNSPSC 11	39121410
UNSPSC 12.01	39121410
UNSPSC 13.2	39121410

## Approvals

### Approvals


#### Approvals

CSA / UL Recognized / GOST / PRS / GOST

#### Ex Approvals

#### Approvals submitted

### Approval details

			
		B	C
mm <sup>2</sup> /AWG/kcmil	2	2	2

# Panel feed-through terminal block - HDFKV 95 - 0709547

## Approvals

		B	C
Nominal current I <sub>N</sub>	200 A	200 A	200 A
Nominal voltage U <sub>N</sub>	600 V	600 V	600 V

UL Recognized

	B	C
mm <sup>2</sup> /AWG/kcmil	4	4
Nominal current I <sub>N</sub>	230 A	230 A
Nominal voltage U <sub>N</sub>	600 V	600 V

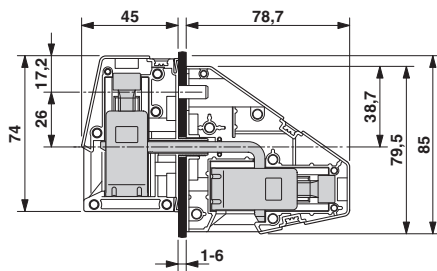
GOST

PRS

GOST

## Drawings

Dimensioned drawing



Dimensioned drawing

