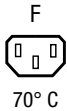


Strip Block for Snap-in Mounting with 4 IEC Appliance Outlets F and space for extra component



Snap-In Version

Order required accessories separately



### Description

- Panel Mount:  
Snap-in version from front side
- 1 Function:  
Module of 4 outlets, with additional carrier frame for accessory modules, Pin temperature 70 °C, Protection class I
- Solder terminals or quick connect terminals

### Approvals

- VDE Certificate Number: 40030337
- UL File Number: E96454
- CCC File Number: 2011010204456404

### Characteristics

- Insulation cover on the rear-side
- Suitable for use in equipment according to IEC/UL 60950

### Weblinks

[pdf-datasheet](#), [html-datasheet](#), [General Product Information](#), [Approvals](#), [CE declaration of conformity](#), [RoHS](#), [CHINA-RoHS](#), [REACH](#), [Mating Connectors](#), [e-Shop](#), [SCHURTER-Stock-Check](#), [Distributor-Stock-Check](#), [CAD-Drawings](#), [Accessories](#), [Detailed request for product](#)

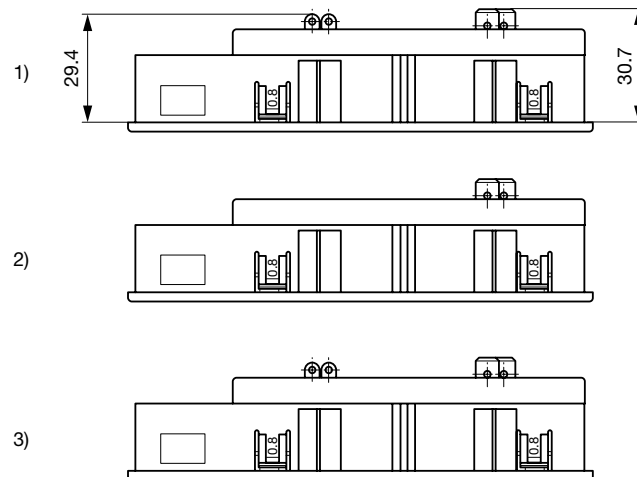
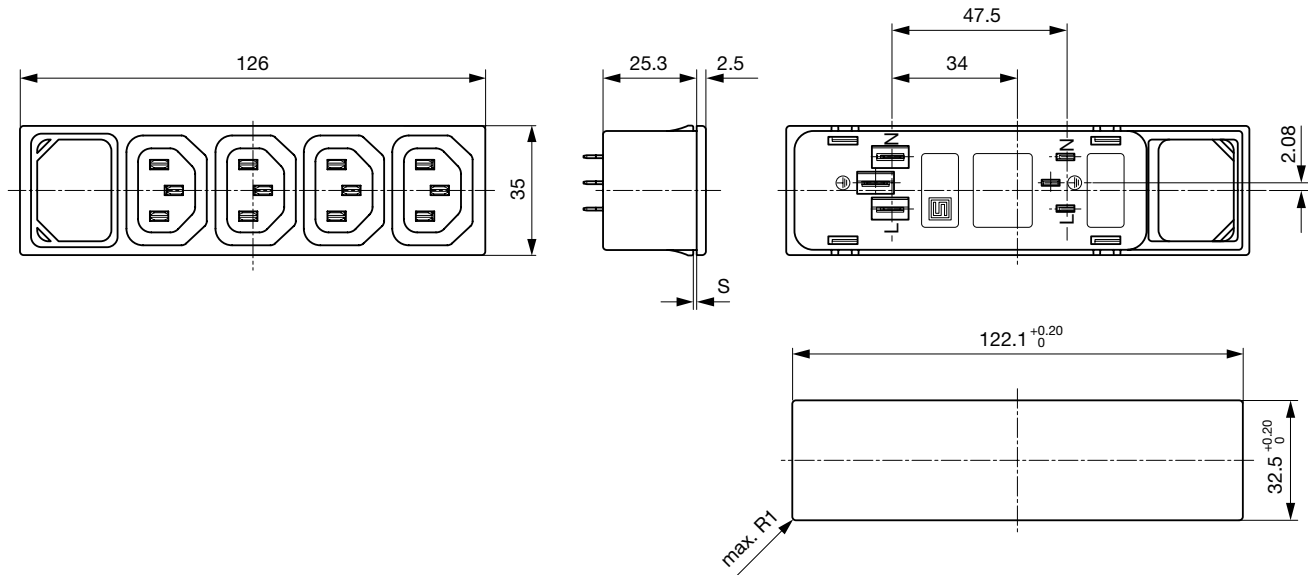
### Technical Data

Ratings IEC	10A / 250VAC; 50Hz
Ratings UL/CSA	15A / 250VAC; 60Hz
Dielectric Strength	> 2 kVAC between L-N > 2 kVAC between L/N-PE (1 min/50Hz)
Allowable Operation Temp.	-25 °C to 70 °C
Degree of Protection	from front side IP 30 acc. to IEC 60529
Protection Class	Suitable for appliances with protection class I acc. to IEC 61140
Terminal	Solder terminals or quick connect terminals
Panel Thickness s	Snap-in1/1.2/1.5/2/2.5/3 mm tolerance +0.0/-0.1
Material: Housing	Thermoplastic, black, UL 94V-0

Appliance Outlet	F acc. to IEC 60320, UL 498 CSA C22.2 no. 42 (for cold conditions) pin-temperature 70 °C, 10A, Protection Class I
MTBF	> 200'000h acc. to MIL-HB-217 F

**Dimensions**

Cut-out for 2 mm snap-in inlet



- 1) Solder and quick connect terminals 6.3x0.8 mm  
 2) only quick connect terminals 6.3x0.8 mm  
 3) only solder terminals

All Variants

Panel Thickness [mm]	Terminal	Length [mm]	Order Number
1	Quick connect terminals 6.3 x 0.8 mm	126 mm	4754.3200
1.2	Quick connect terminals 6.3 x 0.8 mm	126 mm	4754.8200
1.5	Quick connect terminals 6.3 x 0.8 mm	126 mm	4754.4200
2	Quick connect terminals 6.3 x 0.8 mm	126 mm	4754.5200
2.5	Quick connect terminals 6.3 x 0.8 mm	126 mm	4754.6200
3	Quick connect terminals 6.3 x 0.8 mm	126 mm	4754.7200
1	Solder terminals 4 x 0.8 mm	126 mm	4754.3400
1.2	Solder terminals 4 x 0.8 mm	126 mm	4754.8400
1.5	Solder terminals 4 x 0.8 mm	126 mm	4754.4400
2	Solder terminals 4 x 0.8 mm	126 mm	4754.5400
2.5	Solder terminals 4 x 0.8 mm	126 mm	4754.6400
3	Solder terminals 4 x 0.8 mm	126 mm	4754.7400
1	Solder terminals 4 x 0.8 mm and quick connect terminals 6.3 x 0.8 mm	126 mm	4754.3000
1.2	Solder terminals 4 x 0.8 mm and quick connect terminals 6.3 x 0.8 mm	126 mm	4754.8000
1.5	Solder terminals 4 x 0.8 mm and quick connect terminals 6.3 x 0.8 mm	126 mm	4754.4000
2	Solder terminals 4 x 0.8 mm and quick connect terminals 6.3 x 0.8 mm	126 mm	4754.5000
2.5	Solder terminals 4 x 0.8 mm and quick connect terminals 6.3 x 0.8 mm	126 mm	4754.6000
3	Solder terminals 4 x 0.8 mm and quick connect terminals 6.3 x 0.8 mm	126 mm	4754.7000

Availability for all products can be searched real-time: <http://www.schurter.com/en/Stock-Check/Stock-Check-SCHURTER>

Please note, all quadblocs are available in protection-class II upon request.

Cord retaining clamp see accessories

Packaging unit 40 Pcs

Required Accessory

Description



6100-4  
IEC Appliance Inlet C14, Snap-in Mounting, Front Side, Solder or Quick-connect Terminal

Accessories



Cord retaining kits  
Cord retaining strain relief

Mating Inlets/Plugs

Category / Description

[Plug Overview complete](#)



IEC Plug E, Cord Connector (Rewireable), Straight, max. cable Diameter 8.5 mm	4732
IEC Plug E, Cord Connector (Rewireable), Straight, max. Cable Diameter 10 mm	4735
IEC Plug E, Cord Connector (Rewireable), Straight	9009
IEC Plug E, Cord Connector (Rewireable), Angled, max. Cable Diameter 8.5 mm	4733
IEC Plug E, Cord Connector (Rewireable), Angled, max. Cable Diameter 10 mm	4736
<a href="#">Plug further types to 4754</a>	...