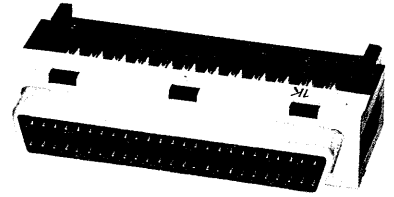



Number of contacts

20–100



Connector for discrete wire

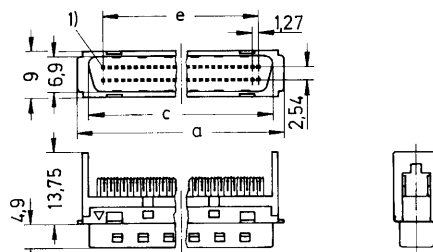
Identification	No. of contacts	Part No.	
Male and female connector with insulation displacement termination for discrete wire AWG 28/30		Male connector	Female connector
	20	60 03 020 52 ..	60 03 020 51 ..
	26	60 03 026 52 ..	60 03 026 51 .. *
	28	60 03 028 52 ..	60 03 028 51 ..
	36	60 03 036 52 .. *	60 03 036 51 ..
	40	60 03 040 52 ..	60 03 040 51 .. *
	50	60 03 050 52 ..	60 03 050 51 ..
	68	60 03 068 52 ..	60 03 068 51 ..
	80	60 03 080 52 .. *	60 03 080 51 ..
	100	60 03 100 52 ..	60 03 100 51 .. *
Insulation Diameter (mm)			
∅ = 0.50–0.65	00		
∅ = 0.65–0.80	10		
∅ = 0.80–0.88	20		

Available sizes

	Part No.	∅	20	26	28	36	40	50	68	80	100
M	60 03 ... 5200	0.50–0.65	●	●	●			●	●		
	60 03 ... 5210	0.65–0.80	●					●	●		●
	60 03 ... 5220	0.80–0.88	●	●	●		●	●	●		●
F	60 03 ... 5100	0.50–0.65	●		●	●		●	●	●	
	60 03 ... 5110	0.65–0.80	●					●	●		
	60 03 ... 5120	0.80–0.88	●		●	●		●	●		

● = Available sizes
F = Female
M = Male

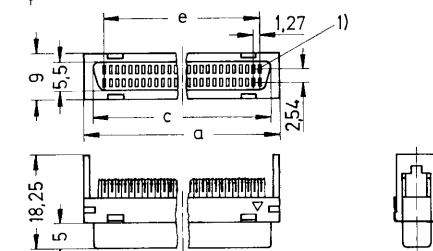
Male connector



Dimensions in mm

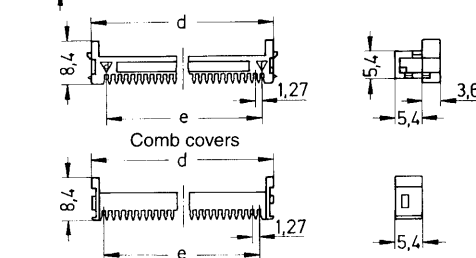
	a	c	d	e
20	21.25	17.00	16.75	11.43
26	25.06	20.81	20.56	15.24
28	26.33	22.08	21.83	16.51
40	33.95	29.70	29.45	24.13
50	40.30	36.05	35.80	30.48
68	51.73	47.48	47.23	41.91
100	72.05	67.80	67.55	62.23

Female connector



	a	c	d	e
20	19.25	15.60	16.75	11.43
28	24.33	20.68	21.83	16.51
36	29.41	25.76	26.91	21.59
50	38.30	34.65	35.80	30.48
68	49.73	46.08	47.23	41.91
80	57.35	53.70	54.85	49.53

Comb cover
(delivered with connectors)



1) Contact number 1

Hoods see page 22, 23
Tools see page 37, 38, 39