Jun.1.2018 Copyright 2018 HIROSE ELECTRIC CO., LTD. All Rights Reserved.
In case of consideration for using Automotive equipment /
device which demand high reliability, kindly contact our sales representatives.

COUNT	DESCRIPTION OF REVISIONS	BY	CHKD	DATE
				. .
				. .
				. .

COUNT	DESCRIPTION OF REVISIONS	BY	CHKD	DATE
				. .
				. .
				. .

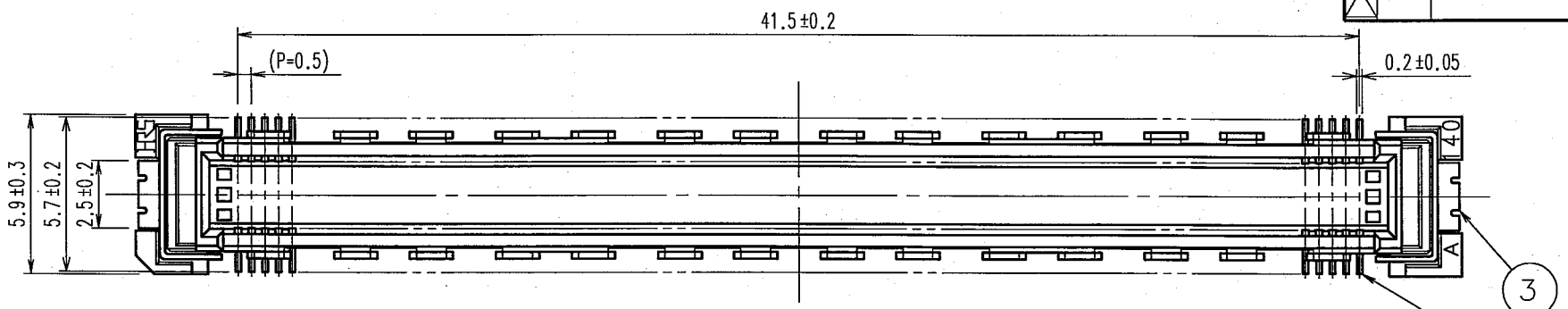

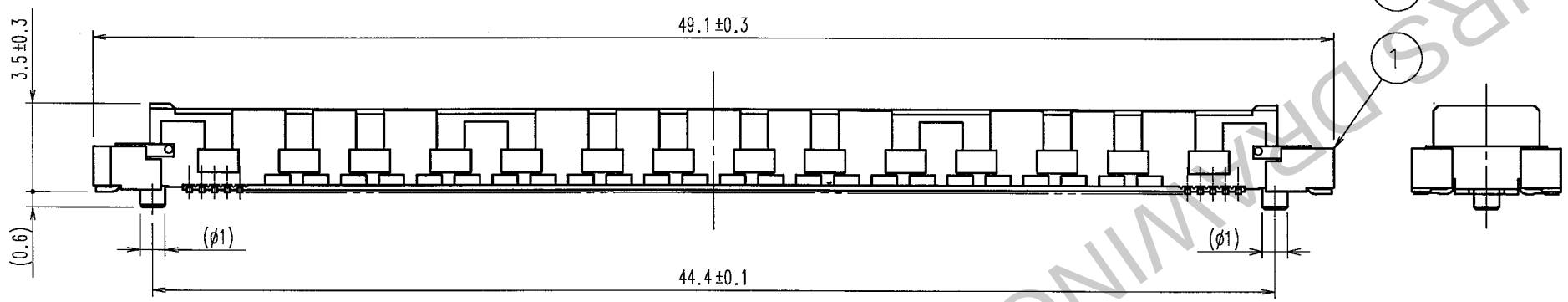

RECOMMENDED LAND PATTERN DIMENSION OF PCB

CROSS-CUT SECTION(10:1)

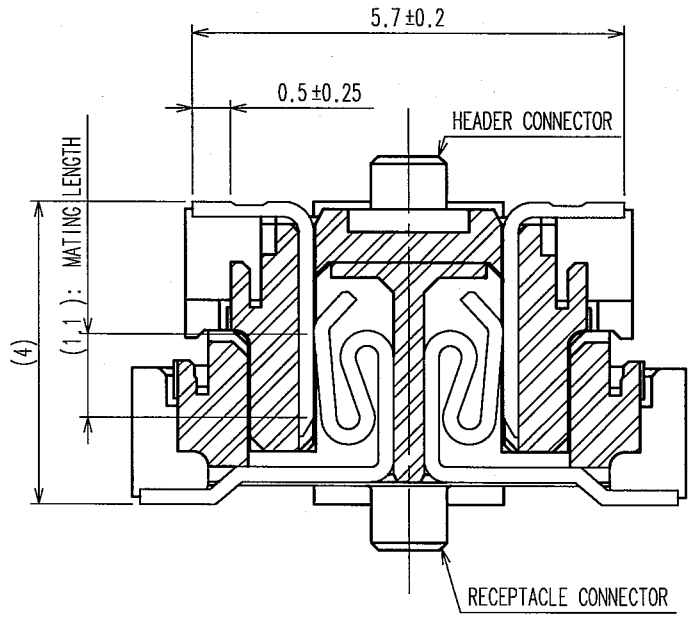



HRS DRAWING FOR REFERENCE

NO.	MATERIAL	FINISH, REMARKS
1	LCP	BEIGE UL94V-0

NO.	MATERIAL	FINISH, REMARKS
3	PHOSPHOR BRONZE	TIN-PLATING
2	PHOSPHOR BRONZE	CONTACT AREA:GOLD 0.1μm min. LEAD AREA:TIN-PLATING 1μm min. UNDER PLATING : NICKEL 1μm min.

NOTES

1 SMT LEAD-COPLANARITY:0.1 MAX.
2 THIS PRODUCT HAS NO POLARITY TO MOUNT ON THE RECOMMENDED LAND PATTERN.
3 NO PATTERN SHALL BE DESIGHNED IN THIS AREA ▩ ,TO PREVENT CONTACTS FROM BEING TOUCHED WITH PATTERN.
4 THE DIMENSIONS IN PARENTHESES ARE FOR REFERENCE.

TO
PCK

CODE NO.(OLD)	DRAWN	DESIGNED	CHECKED	APPROVED	RELEASED
CL	A.SUZUKAWA 06.02.03	H.Nakamura 06.02.06	K.Ozawa 06.02.06	H.Okawa 06.02.06	. .

SCALE 4 : 1
UNITS mm

DRAWING NO. EDC3-151955-25

PART NO. FX10A-168P-SV(71)

HRS HIROSE ELECTRIC CO., LTD

CODE NO. CL570-0044-8-71

1/1