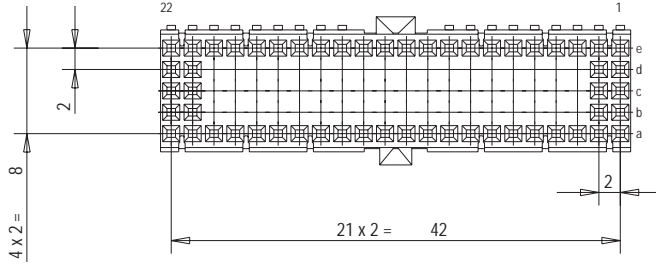
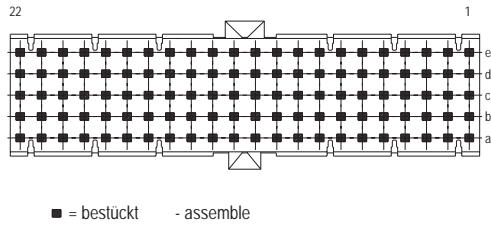
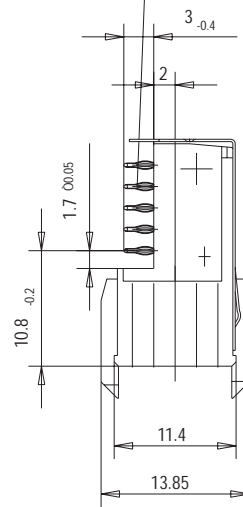
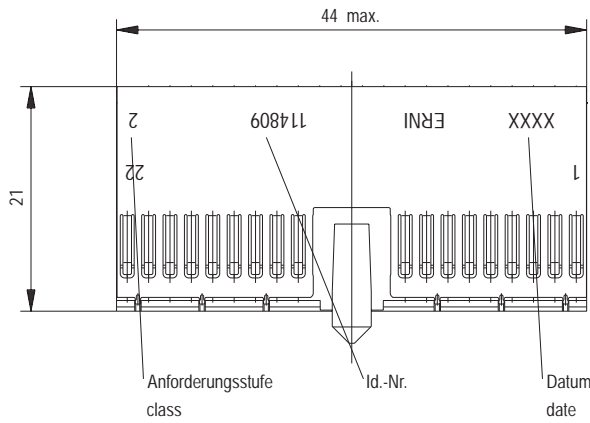


Bestückungsplan - contact layout

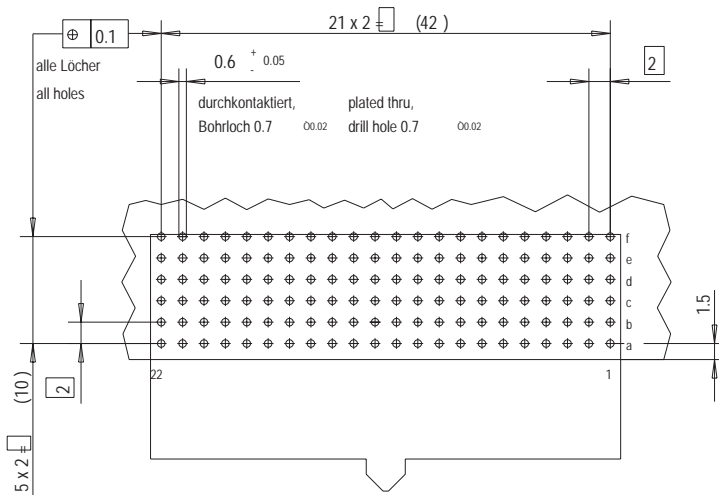


EE-Zone für durchkontaktierte Löcher  $\varnothing 0.6$   $0.00.05$   
Compliant zone for thru hole  $\varnothing 0.6$   $0.00.05$



Lochbild für Leiterplatte (Bestückungsseite)

Board hole pattern (Component mounting side)



Fehlende Masse und Angaben nach IEC 61076-4-101  
Missing information and dimensions per IEC 61076-4-101

Information : Abschirmblech oben montiert shielding mounted on top	Tolerances	All Dimensions in mm	Scale	2:1
	All rights reserved. Only for information. To insure that this is the latest version of this drawing, please contact one of the ERNI companies before using. Subject to modification without prior notice. Drawing will not be updated.		Designation ERmet Federleiste AB 22 ERmet Female Type AB 22	
Consider protection memo from DFN 34	Elektroapparate GmbH D-73099 ADELBERG		114809	1